

BUDGET CERTIFICATE

BUDGET OF MONTAGUE COUNTY, TEXAS
OCTOBER 1, 2023 TO SEPTEMBER 30, 2024


STATE OF TEXAS
COUNTY OF MONTAGUE


MONTAGUE, TEXAS
AUGUST 28, 2023

WE, KEVIN BENTON, COUNTY JUDGE, KIM JONES, COUNTY CLERK,
AND JENNIFER ESSARY, COUNTY AUDITOR, MONTAGUE COUNTY,
TEXAS, DO HEREBY CERTIFY THAT THE ATTACHED BUDGET IS A
TRUE AND CORRECT COPY OF THE BUDGET OF MONTAGUE COUNTY,
TEXAS, AS PASSED AND APPROVED BY THE COMMISSIONERS
COURT OF SAID COUNTY ON THE 28TH DAY OF AUGUST, 2023 AS
THE SAME APPEARS ON FILE IN THE OFFICE OF THE COUNTY
CLERK OF MONTAGUE COUNTY, TEXAS.


Kevin Benton, County Judge

SUBSCRIBED AND SWORN TO ME, THE UNDERSIGNED AUTHORITY, THIS THE
28TH DAY OF AUGUST, 2023





Notary Public - State of Texas
Montague County, Texas





Kim Jones, County Clerk


Jennifer Essary, County Auditor

SUBSCRIBED AND SWORN TO ME, THE UNDERSIGNED AUTHORITY, THIS THE
28TH DAY OF AUGUST, 2023.




Notary Public - State of Texas
Montague County, Texas

MOTION TO ADOPT TAX RATE

I MOVE THAT THE PROPERTY TAX RATE BE INCREASED BY THE ADOPTION OF A TAX RATE OF .5017 per 100, WHICH IS EFFECTIVELY 4.46% PERCENT INCREASE IN THE TAX RATE.

ORDER TO ADOPT TAX RATE

Order to adopt tax rate: An order setting a tax rate that, if applied to the total taxable value, will impose an amount of taxes to fund the county's maintenance and operation expenditures that exceeds the amount of taxes imposed for that purpose in the preceding year, must include the following statement:

"THIS TAX RATE WILL RAISE MORE TAXES FOR MAINTENANCE AND OPERATIONS THAN LAST YEAR'S TAX RATE."

If the tax rate exceeds the effective maintenance and operations rate, the order must also include the following statement:

"THE TAX RATE WILL EFFECTIVELY BE RAISED BY 4.46% PERCENT AND WILL RAISE TAXES FOR MAINTENANCE AND OPERATIONS ON A \$100,000 HOME BY APPROXIMATELY \$21.40.

Notice on Internet Website: If the county operates an Internet Website, the following statement must be included on its home page:

"MONTAGUE COUNTY ADOPTED A TAX RATE THAT WILL RAISE MORE TAXES FOR MAINTENANCE AND OPERATIONS THAN LAST YEAR'S TAX RATE."

If the tax rate exceeds the effective maintenance and operations rate, the following statement must appear on the county's website home page:

"THE TAX RATE WILL EFFECTIVELY BE RAISED BY 4.46% PERCENT AND WILL RAISE TAXES FOR MAINTENANCE AND OPERATIONS ON A \$100,000 HOME BY APPROXIMATELY \$21.40.

VOTED ON SEPARATELY: RECORD VOTE

	PCT.# 1	PCT.# 2	PCT.# 3	PCT.# 4	COUNTY JUDGE
M & O TAX RATE:	<u>ABSENT</u>	<u>FOR</u>	<u>FOR</u>	<u>FOR</u>	<u>FOR</u>

VOTED:

COUNTY JUDGE KEVIN BENTON

PCT# 2 MIKE MAYFIELD

PCT# 3 MARK MURPHEY

PCT#4 BOB LANGFORD



P.O. Box 121 - 7549 State Hwy 175 North
Montague, Texas 76251-0121
Email - mctad@windstream.net

Montague County Tax Appraisal District

August 2023

To All Taxing Units:

Please use this form to submit your 2023 tax rate to our office. We would appreciate receiving this information as soon as the tax rate is approved by your governing body.

Thank you for your cooperation.

Kim Haralson
Chief Appraiser

2023 M & O Rate .5017


Submitted by - Kevin L. Benton, County Judge

MONTAGUE COUNTY
Taxing Entity

2023 Total Tax Rate .5017

AUGUST 28, 2023
Date

Kim Haralson – RPA, RTA, CTA, CCA
Telephone – 940-894-6011 Fax – 940-894-6599
Website – isouthwestdata.com



MONTAGUE COUNTY, TEXAS

2023-2024 BUDGET

This budget will raise more revenue from property taxes than last year's budget by an amount of \$764,116.00 which is a .37% increase from last year's budget. The property tax revenue to be raised from new property added to the tax roll this year is \$359,367.00.

The members of the commissioner's court voting on the adoption of the 2023-2024 budget.

FOR: Mike Mayfield, Mark Murphey, Bob Langford, Judge Kevin Benton.

	<u>2022</u>	<u>2023</u>
Property Tax Rate	.5036	.5017
No New Revenue Rate	.467765	.4803
No New Revenue M & O Tax Rate	.465887	.4803
Voter-Approval Tax Rate	.503631	.5018
Debt Rate	.001878	0

The total net outstanding bond debt on October 1, 2023 will be \$0



Montague County, TX

Budget Comparison Report

Account Summary

Account Number	Fund: 010 - GENERAL FUND	FY 2021 Total Activity	FY 2022 Total Activity	FY 2023 YTD Activity Through Aug	Comparison 1		Increase / (Decrease)	%
					Parent Budget FY 2023 Approved Budget...	FY 2024 Proposed Budget		
Revenue								
010-310-110	CURRENT TAX LEVY	7,367,348.85	7,622,438.74	8,305,163.52	8,315,727.00	8,951,290.00	635,563.00	7.64%
010-310-111	DELINQUENT TAXES	139,369.06	139,005.11	125,755.70	110,000.00	115,000.00	5,000.00	4.55%
010-310-115	MIXED DRINK TAX	9,984.38	15,042.46	12,636.67	9,000.00	10,000.00	1,000.00	11.11%
010-310-116	PENALTY & INTEREST	115,589.48	93,662.22	102,688.52	90,000.00	90,000.00	0.00	0.00%
010-348-100	COUNTY JUDGE CIVIL FEES	616.50	472.00	392.00	500.00	500.00	0.00	0.00%
010-348-101	COUNTY JUDGE EDUCATION	615.00	670.00	540.00	500.00	500.00	0.00	0.00%
010-348-102	COUNTY JUDGE CRIMINAL FEE	110.00	0.00	0.00	20.00	0.00	-20.00	-100.00%
010-349-300	COUNTY ATTORNEY CRIMINAL	939.00	1,165.00	872.00	1,200.00	1,200.00	0.00	0.00%
010-349-325	COUNTY ATTORNEY ADMINIST	32.00	6.00	2.00	0.00	0.00	0.00	0.00%
010-351-105	10% TIME PAY FEES	22.50	12.50	5.00	0.00	0.00	0.00	0.00%
010-351-400	COUNTY CLERK GENERAL FEES	184,052.80	188,255.02	147,050.74	165,000.00	165,000.00	0.00	0.00%
010-351-401	COUNTY CLERK CIVIL FEE	5,861.50	3,064.00	1,588.00	3,000.00	3,000.00	0.00	0.00%
010-351-402	COUNTY CLERK CRIMINAL FEE	2,324.00	3,097.00	2,093.00	3,500.00	3,000.00	-500.00	-14.29%
010-351-403	COURT APPOINTED ATTORNEY	1,752.00	839.00	2,211.00	1,000.00	1,000.00	0.00	0.00%
010-351-404	COUNTY CLERK ADMINISTRATI	244.00	328.00	290.00	300.00	300.00	0.00	0.00%
010-351-406	DRUG COURT COST FEE	54.00	30.00	6.00	0.00	0.00	0.00	0.00%
010-351-487	IN/OUT	0.00	-225.00	-80.00	0.00	0.00	0.00	0.00%
010-351-490	COUNTY CLERK JURY FEES	32.00	1,593.00	1,231.00	1,000.00	1,500.00	500.00	50.00%
010-351-496	BOND FORTLETURE REVENUE	0.00	785.30	-120.00	0.00	0.00	0.00	0.00%
010-351-710	EMAIL COPY FEE	0.00	0.00	0.00	0.00	0.00	0.00	0.00%
010-351-908	XEROX COPIES	1,260.00	1,163.00	840.00	1,200.00	1,200.00	0.00	0.00%
010-351-910	FAX CHARGES	10,379.55	13,580.60	11,385.00	10,000.00	10,000.00	0.00	0.00%
010-351-912	VISUAL RECORDING FEE	19.00	15.00	7.00	0.00	0.00	0.00	0.00%
010-351-966	10% TIME PAY FEES	225.00	285.00	285.00	250.00	250.00	0.00	0.00%
010-352-107	COUNTY FINES	47.50	32.50	10.00	50.00	0.00	-50.00	-100.00%
010-352-121	MISC CRIMINAL FEES	51,536.31	49,362.65	32,805.75	50,000.00	50,000.00	0.00	0.00%
010-352-127	J.P. #1 CIVIL FEES	7,428.35	7,635.94	4,256.90	7,000.00	7,000.00	0.00	0.00%
010-352-137	J.P. #1 CIVIL FEES	3,002.00	2,877.00	3,099.00	3,000.00	3,000.00	0.00	0.00%
010-352-491	PARKS & WILDLIFE FEE	25.20	25.20	17.00	0.00	0.00	0.00	0.00%
010-352-497	PARKS & WILDLIFE FEE	0.00	0.00	0.01	0.00	0.00	0.00	0.00%
010-352-892	Truancy Prevention	1,259.10	1,260.00	850.00	1,000.00	1,000.00	0.00	0.00%

Budget Comparison Report

Account Number		Comparison 1 Budget				Comparison 1 to Parent Budget		
		FY 2021 Total Activity	FY 2022 Total Activity	FY 2023 YTD Activity Through Aug	FY 2023 Approved Budget...	FY 2024 Proposed Budget	Increase / (Decrease)	%
010-353-108	10% TIME PAY FEES	129.80	47.50	55.00	100.00	100.00	0.00	0.00%
010-353-122	COUNTY FINES	69,054.08	78,755.65	62,777.11	70,000.00	70,000.00	0.00	0.00%
010-353-128	J.P. #2 MISC CRIMINAL FEE	11,730.44	11,161.24	8,701.83	12,000.00	10,000.00	-2,000.00	-16.67%
010-353-138	J.P. #2 CIVIL FEES	5,695.00	6,439.00	5,621.00	5,000.00	6,000.00	1,000.00	20.00%
010-353-492	J.P. #2 JURY FEES	47.44	37.32	30.13	0.00	0.00	0.00	0.00%
010-353-496	JP #2 COLLECTION AGENCY FEE	-90.95	0.00	0.00	0.00	0.00	0.00	0.00%
010-353-497	PARKS & WILDLIFE FEE	90.95	0.00	0.00	0.00	0.00	0.00	0.00%
010-353-892	Truancy Prevention	1,274.11	1,868.96	1,505.48	1,500.00	1,500.00	0.00	0.00%
010-354-106	10% TIME PAY FEES	35.00	210.00	307.50	100.00	200.00	100.00	100.00%
010-354-125	DISTRICT COURT CRIMINAL FIN	75,478.50	58,879.62	42,799.68	75,000.00	60,000.00	-15,000.00	-20.00%
010-354-406	DRUG COURT COST FEE	95.00	65.00	30.00	-75.00	-75.00	0.00	0.00%
010-354-487	IN/OUT	343.10	1,662.40	-556.47	0.00	0.00	0.00	0.00%
010-354-488	CREDIT CARD FEES	18.00	6.00	3.00	0.00	0.00	0.00	0.00%
010-354-490	JURY FEES	0.00	685.80	2,261.60	0.00	0.00	0.00	0.00%
010-354-493	SHERIFF CIVIL JURY FEE	520.00	420.00	180.00	600.00	500.00	-100.00	-16.67%
010-354-494	SHERIFF CRIMINAL JURY FEE	30.00	17.00	9.00	50.00	25.00	-25.00	-50.00%
010-354-496	DISTRICT CLERK COLLECTION A	-193.10	1,192.38	3,236.81	0.00	0.00	0.00	0.00%
010-354-600	COURT APPOINTED ATTORNEY	17,035.65	14,099.50	10,569.00	15,000.00	15,000.00	0.00	0.00%
010-354-700	DISTRICT CLERK CIVIL FEE	27,640.75	29,516.28	32,379.72	27,000.00	30,000.00	3,000.00	11.11%
010-354-702	DISTRICT CLERK CRIMINAL FEE	2,119.00	3,285.00	2,511.00	3,000.00	3,000.00	0.00	0.00%
010-354-705	FAMILY PROTECTION FEE	0.00	0.00	0.00	0.00	0.00	0.00	0.00%
010-354-707	DISTRICT CLERK MISC FEES	586.00	1,441.00	1,300.00	1,000.00	1,500.00	500.00	50.00%
010-354-708	DISTRICT CLERK LAW LIBRARY	7,385.00	1,680.00	70.00	0.00	0.00	0.00	0.00%
010-354-710	DISTRICT ATTORNEY BOND FOI	0.00	469.04	24.66	0.00	0.00	0.00	0.00%
010-354-910	XEROX COPIES	7,934.20	7,391.80	7,465.50	8,000.00	8,000.00	0.00	0.00%
010-355-200	SHERIFF CIVIL FEES	1,973.20	2,985.99	1,839.70	3,000.00	3,000.00	0.00	0.00%
010-355-202	SHERIFF CRIMINAL FEES	2,040.00	2,040.00	1,780.00	1,500.00	1,500.00	0.00	0.00%
010-355-487	IN/OUT	109.85	0.00	0.00	0.00	0.00	0.00	0.00%
010-357-900	COUNTY TREASURER FEES	23,897.21	6,327.67	8,386.39	25,000.00	25,000.00	0.00	0.00%
010-357-902	INSF CHECK FEES	180.00	210.00	32.00	150.00	150.00	0.00	0.00%
010-358-220	CONSTABLE CIVIL FEES	38,626.50	39,608.25	39,429.00	50,000.00	40,000.00	-10,000.00	-20.00%
010-359-500	AUTO REGISTRATION FEES	255,976.47	272,343.63	253,450.13	250,000.00	265,000.00	15,000.00	6.00%
010-359-501	AD VALOREM FEES	60,601.92	61,702.99	56,917.16	55,000.00	55,000.00	0.00	0.00%
010-359-502	ALCOHOLIC BEVERAGE FEES	233.00	55.00	55.00	150.00	150.00	0.00	0.00%
010-370-119	INVESTMENTS	1,656.03	46,991.73	268,268.89	0.00	0.00	0.00	0.00%
010-370-120	INTEREST EARNED	6,786.27	7,929.09	50,411.68	5,000.00	5,000.00	0.00	0.00%
010-370-130	SALES	224.60	124.60	80.00	0.00	0.00	0.00	0.00%
010-370-210	OIL ROYALTY	44,264.79	8,163.30	8,363.69	5,000.00	8,000.00	3,000.00	60.00%
010-370-340	DISTRICT ATTORNEY REFUND//	84,741.31	145,342.47	194,287.63	170,650.00	179,294.00	8,644.00	5.07%

Budget Comparison Report

Account Number	Description	Comparison 1				Comparison 1		
		FY 2021	FY 2022	FY 2023	FY 2024	to Parent	%	
		Total Activity	Total Activity	YTD Activity Through Aug	Parent Budget Approved Budg...	Proposed Budget	Increase / (Decrease)	
010-370-341	DISTRICT ATTORNEY REFUND/	103,163.34	176,938.65	176,053.11	207,748.00	218,271.00	10,523.00	5.07%
010-370-342	INTERLOCAL DISPATCH REVENUE	15,795.00	14,580.00	13,365.00	14,578.00	14,578.00	0.00	0.00%
010-370-343	OAG Reimb Grant	0.00	41,084.23	33,614.21	43,562.00	43,562.00	0.00	0.00%
010-370-408	JUROR REIMBURSEMENT	4,046.00	5,474.00	3,570.00	3,000.00	3,000.00	0.00	0.00%
010-370-411	REFUNDS	51,112.09	96,213.83	66,219.12	9,000.00	5,000.00	-4,000.00	-44.44%
010-370-412	LEASES	0.00	0.00	8,800.00	0.00	0.00	0.00	0.00%
010-370-413	CONTRACTED ELECTION REVENUE	24,054.58	25,888.10	21,152.53	20,000.00	20,000.00	0.00	0.00%
010-370-416	TOBACCO SETTLEMENT	6,478.40	8,926.84	6,829.68	8,000.00	8,000.00	0.00	0.00%
010-370-420	JAIL PHONE	12,693.78	11,840.42	21,490.73	10,000.00	12,000.00	2,000.00	20.00%
010-370-427	COUNTY JUDGE STATE GRANT	25,200.00	26,124.40	29,208.12	25,200.00	25,200.00	0.00	0.00%
010-370-428	ASST DISTRICT ATTORNEY STAI	660.00	2,880.00	3,240.00	3,360.00	3,840.00	480.00	14.29%
010-370-476	COUNTY ATTORNEY STATE SUF	53,666.00	28,000.00	-9,058.12	28,000.00	28,000.00	0.00	0.00%
010-370-480	INDIGENT DEFENSE GRANT	0.00	48,748.00	23,812.00	18,000.00	18,000.00	0.00	0.00%
010-370-487	CHILD SAFETY FEE	0.00	0.00	22,564.50	0.00	0.00	0.00	0.00%
010-370-499	Play/Floodzone Fee	5,240.00	24,590.00	13,715.00	2,500.00	15,000.00	12,500.00	500.00%
010-370-574	PRISONER HOUSING	0.00	30,140.00	353,510.00	0.00	0.00	0.00	0.00%
010-370-898	CASH RESERVES	-5,101.63	0.00	0.00	868,965.00	852,508.00	-16,457.00	-1.89%
010-370-997	LEASE PURCHASE REVENUE	301,832.25	0.00	0.00	0.00	0.00	0.00	0.00%
010-370-999	MISCELLANEOUS REVENUE	55,230.22	30,189.58	36,545.63	14,892.00	0.00	-14,892.00	-100.00%
	Total Revenue:	9,306,468.23	9,531,250.50	10,645,095.14	10,833,777.00	11,469,543.00	635,766.00	5.87%
Expense								
010-400-004	GROUP INSURANCE BENEFIT	28,800.00	33,938.04	33,010.00	36,000.00	51,000.00	15,000.00	41.67%
010-400-107	COMP TIME/HOLIDAYS	0.00	0.00	0.00	15,000.00	74,000.00	59,000.00	393.33%
010-400-203	RETIREMENT	500,000.00	650,000.00	0.00	0.00	0.00	0.00	0.00%
010-400-414	AUTOPSY	104,500.00	113,750.00	83,725.00	150,000.00	150,000.00	0.00	0.00%
010-400-480	LEGAL EXPENSE	16,083.00	23,233.00	30,648.00	35,000.00	35,000.00	0.00	0.00%
010-400-484	COUNTY HEALTH DIRECTOR	9,166.60	4,999.92	4,583.26	5,000.00	5,000.00	0.00	0.00%
010-400-492	CHD ABATEMENT COST	0.00	0.00	0.00	1,000.00	1,000.00	0.00	0.00%
010-400-805	CONTINGENCY EXPENSE	0.00	0.00	0.00	568,674.00	645,274.00	76,600.00	13.47%
010-401-105	PART TIME	15,920.50	17,930.50	16,660.00	20,800.00	23,296.00	2,496.00	12.00%
010-401-201	SOCIAL SECURITY	987.05	1,111.69	1,032.92	1,290.00	1,445.00	155.00	12.02%
010-401-203	RETIREMENT	2,025.02	2,553.29	2,372.39	2,962.00	3,318.00	356.00	12.02%
010-401-205	MEDICARE	230.87	260.01	241.60	302.00	338.00	36.00	11.92%
010-401-305	OPERATING EXPENSE	1,432.55	2,724.14	1,484.01	1,500.00	1,500.00	0.00	0.00%
010-401-400	DUES & BONDS	6,867.63	7,165.93	7,536.48	7,500.00	7,500.00	0.00	0.00%
010-401-420	COMMUNICATION	0.00	0.00	0.00	540.00	540.00	0.00	0.00%
010-401-425	TRANSPORTATION	1,962.66	3,449.31	2,982.42	7,003.00	7,000.00	-3.00	-0.04%
010-401-427	TRAINING	1,661.20	1,570.00	975.00	1,500.00	1,500.00	0.00	0.00%
010-401-480	LEGAL EXPENSE	0.00	0.00	0.00	15,000.00	15,000.00	0.00	0.00%

Budget Comparison Report

Account Number	Description	FY 2021 Total Activity	FY 2022 Total Activity	FY 2023 YTD Activity Through Aug	Comparison 1		%	
					Parent Budget FY 2023 Approved Budg...	Budget FY 2024 Proposed Budget		Comparison 1 to Parent Budget Increase / (Decrease)
010-401-560	INVENTORY	0.00	749.00	0.00	1,500.00	0.00	-1,500.00	-100.00%
010-401-570	MACHINERY & EQUIPMENT	0.00	45,610.00	0.00	50,000.00	0.00	-50,000.00	-100.00%
010-401-901	TRANSFER	59,886.00	59,887.00	0.00	61,833.00	66,834.00	5,001.00	8.09%
010-403-101	ELECTED OFFICIAL SALARY	58,692.10	59,583.24	53,621.44	60,642.00	65,642.00	5,000.00	8.25%
010-403-103	DEPT PERSONNEL SALARY	147,209.79	167,441.74	147,188.20	178,397.00	198,401.00	20,004.00	11.21%
010-403-120	LONGEVITY PAY	940.00	9,701.79	9,798.24	11,250.00	12,500.00	1,250.00	11.11%
010-403-201	SOCIAL SECURITY	12,703.83	14,496.38	12,882.13	15,518.00	17,146.00	1,628.00	10.49%
010-403-202	GROUP INSURANCE	49,745.25	57,767.33	57,066.90	62,500.00	65,425.00	2,925.00	4.68%
010-403-203	RETIREMENT	29,451.12	33,709.95	29,990.57	35,642.00	39,380.00	3,738.00	10.49%
010-403-205	MEDICARE	2,970.95	3,390.33	3,012.87	3,630.00	4,010.00	380.00	10.47%
010-403-305	OPERATING EXPENSE	2,720.33	2,458.70	2,113.49	3,000.00	3,500.00	500.00	16.67%
010-403-400	DUES & BONDS	1,225.00	1,015.00	1,015.00	1,050.00	1,250.00	200.00	19.05%
010-403-420	COMMUNICATION	456.50	540.00	495.00	500.00	540.00	40.00	8.00%
010-403-425	TRANSPORTATION	1,647.90	2,713.12	1,966.95	2,200.00	2,500.00	300.00	13.64%
010-403-427	TRAINING	1,235.00	1,140.00	1,260.00	2,119.00	2,000.00	-119.00	-5.62%
010-403-460	RENTAL AGREEMENTS	2,938.39	3,096.32	2,589.17	3,500.00	3,500.00	0.00	0.00%
010-403-560	INVENTORY	709.96	999.98	1,911.69	2,000.00	0.00	-2,000.00	-100.00%
010-405-102	OFFICIAL/DEPT HEAD SALARY	53,708.46	52,151.27	49,213.04	55,658.00	60,659.00	5,001.00	8.99%
010-405-103	SALARY DEPT PERSONNEL	26,486.21	37,576.06	38,431.26	43,470.00	48,471.00	5,001.00	11.50%
010-405-120	LONGEVITY PAY	195.00	3,115.26	1,548.13	1,750.00	2,250.00	500.00	28.57%
010-405-201	SOCIAL SECURITY	4,984.07	5,756.32	5,506.70	6,255.00	6,906.00	651.00	10.41%
010-405-202	GROUP INSURANCE	11,097.36	11,794.57	21,727.18	25,000.00	26,170.00	1,170.00	4.68%
010-405-203	RETIREMENT	11,447.49	13,220.92	12,700.94	14,366.00	15,861.00	1,495.00	10.41%
010-405-205	MEDICARE	1,165.55	1,346.28	1,287.82	1,463.00	1,616.00	153.00	10.46%
010-405-305	OPERATING EXPENSE	752.48	1,608.43	361.81	1,800.00	1,000.00	-800.00	-44.44%
010-405-425	TRANSPORTATION	2,518.54	0.00	1,147.17	1,000.00	1,000.00	0.00	0.00%
010-405-427	TRAINING	0.00	0.00	0.00	200.00	1,000.00	800.00	400.00%
010-405-460	RENTAL AGREEMENTS	0.00	0.00	0.00	500.00	500.00	0.00	0.00%
010-405-560	INVENTORY	0.00	1,419.01	0.00	0.00	0.00	0.00	0.00%
010-409-204	WORKMEN'S COMPENSATION	24,901.50	30,460.81	23,230.50	40,000.00	40,000.00	0.00	0.00%
010-409-206	UNEMPLOYMENT INSURANCE	15,661.31	12,194.93	8,783.61	15,000.00	15,000.00	0.00	0.00%
010-409-305	OPERATING EXPENSE	826.20	3,512.50	19,800.77	23,900.00	63,000.00	39,100.00	163.60%
010-409-312	COPY PAPER	3,525.47	4,826.61	4,644.60	7,000.00	7,000.00	0.00	0.00%
010-409-332	POSTAGE	53,895.54	38,497.67	20,333.13	45,000.00	45,000.00	0.00	0.00%
010-409-416	PROPERTY TAX	477.91	467.07	445.77	700.00	700.00	0.00	0.00%
010-409-420	COMMUNICATION	35,729.55	39,490.54	40,079.73	40,000.00	40,000.00	0.00	0.00%
010-409-428	APPRAISAL DISTRICT	196,675.00	202,950.00	182,195.00	264,502.00	270,678.00	6,176.00	2.33%
010-409-430	ADVERTISING	4,853.85	4,206.90	3,549.34	5,000.00	5,000.00	0.00	0.00%
010-409-440	UTILITIES	111,574.78	117,531.62	105,783.86	140,000.00	140,000.00	0.00	0.00%

Budget Comparison Report

Account Number	Description	Comparison 1 Budget			Comparison 1 to Parent Budget			
		FY 2021 Total Activity	FY 2022 Total Activity	FY 2023 YTD Activity Through Aug	FY 2023 Approved Budget	FY 2024 Proposed Budget	Increase / (Decrease)	%
010-409-460	RENTAL AGREEMENTS	4,652.12	5,695.12	4,580.81	5,000.00	5,000.00	0.00	0.00%
010-409-482	INSURANCE	112,586.00	112,070.00	122,754.00	190,000.00	190,000.00	0.00	0.00%
010-409-489	PEST CONTROL	2,728.00	2,738.00	2,578.00	3,500.00	3,500.00	0.00	0.00%
010-409-491	MEDICAL	552.00	660.00	384.00	4,000.00	4,000.00	0.00	0.00%
010-409-495	Plaf/Floodzone Fee	5,000.00	7,737.50	8,020.00	5,000.00	15,000.00	10,000.00	200.00%
010-409-497	SALES TAX	13.97	7.75	4.97	0.00	0.00	0.00	0.00%
010-409-802	AUDIT	33,000.00	31,000.00	33,250.00	32,000.00	35,000.00	3,000.00	9.38%
010-415-305	OPERATING EXPENSE	612.87	0.00	0.00	2,816.00	2,816.00	0.00	0.00%
010-426-101	ELECTED OFFICIAL SALARY	68,378.13	68,156.22	61,333.12	69,360.00	74,360.00	5,000.00	7.21%
010-426-103	DEPT PERSONNEL SALARY	80,528.24	92,248.40	83,737.54	94,713.00	104,713.00	10,000.00	10.56%
010-426-105	PART TIME	0.00	480.00	0.00	1,000.00	1,000.00	0.00	0.00%
010-426-120	LONGEVITY PAY	70.00	1,500.20	1,990.42	2,250.00	3,000.00	750.00	33.33%
010-426-150	MEAL EXPENSE	0.00	0.00	0.00	100.00	100.00	0.00	0.00%
010-426-201	SOCIAL SECURITY	10,703.30	11,413.97	10,441.96	10,381.00	11,357.00	976.00	9.40%
010-426-202	GROUP INSURANCE	33,127.20	35,246.31	34,240.14	37,500.00	39,255.00	1,755.00	4.68%
010-426-203	RETIREMENT	24,664.58	26,643.66	24,115.83	23,842.00	26,084.00	2,242.00	9.40%
010-426-205	MEDICARE	2,503.25	2,669.35	2,441.98	2,428.00	2,656.00	228.00	9.39%
010-426-305	OPERATING EXPENSE	1,594.79	2,246.92	1,204.64	3,000.00	3,000.00	0.00	0.00%
010-426-311	SOFTWARE	4,740.00	4,740.00	4,345.00	4,740.00	4,740.00	0.00	0.00%
010-426-400	DUES & BONDS	550.00	350.00	527.50	750.00	750.00	0.00	0.00%
010-426-413	VISITING JUDGE	0.00	0.00	0.00	1,500.00	1,500.00	0.00	0.00%
010-426-420	COMMUNICATION	938.71	938.40	860.08	948.00	948.00	0.00	0.00%
010-426-425	TRANSPORTATION	1,503.51	4,197.53	4,119.10	5,155.00	4,500.00	-655.00	-12.71%
010-426-427	TRAINING	1,244.50	1,010.00	1,450.00	2,525.00	1,500.00	-1,025.00	-40.59%
010-426-460	RENTAL AGREEMENTS	0.00	0.00	0.00	2,000.00	2,000.00	0.00	0.00%
010-426-480	LEGAL EXPENSE	6,810.00	7,860.00	6,065.00	30,000.00	30,000.00	0.00	0.00%
010-426-482	INSURANCE	1,500.00	0.00	3,000.00	1,500.00	1,500.00	0.00	0.00%
010-426-483	COURT COMMITMENT	1,823.00	3,142.00	1,220.00	5,000.00	5,000.00	0.00	0.00%
010-426-485	INTERPRETER EXPENSE	0.00	660.00	550.00	2,000.00	2,000.00	0.00	0.00%
010-426-490	JURORS/BAIL/SERV/CITATION	0.00	0.00	0.00	1,500.00	1,500.00	0.00	0.00%
010-426-560	INVENTORY	2,313.60	2,486.72	2,838.99	3,000.00	0.00	-3,000.00	-100.00%
010-427-101	ELECTED OFFICIAL SALARY	24,230.75	25,199.98	22,292.29	25,200.00	25,200.00	0.00	0.00%
010-427-201	SOCIAL SECURITY	0.00	0.00	0.00	1,563.00	1,563.00	0.00	0.00%
010-427-203	RETIREMENT	0.00	0.00	0.00	3,619.00	3,619.00	0.00	0.00%
010-427-205	MEDICARE	0.00	0.00	0.00	366.00	366.00	0.00	0.00%
010-435-102	OFFICIAL/DEPT HEAD SALARY	50,245.78	102,261.50	71,731.08	0.00	0.00	0.00	0.00%
010-435-103	DEPT PERSONNEL SALARY	30,599.14	62,682.58	58,583.56	167,668.00	177,670.00	10,002.00	5.97%
010-435-120	LONGEVITY PAY	262.50	6,249.88	1,730.82	6,750.00	2,000.00	-4,750.00	-70.37%
010-435-201	SOCIAL SECURITY	4,975.90	10,551.96	8,113.13	10,814.00	11,140.00	326.00	3.01%

Budget Comparison Report

Account Number	Description	Comparison 1			Comparison 1			
		Budget	Budget	Budget	Increase / (Decrease)	Budget	%	
		FY 2021	FY 2022	FY 2023	FY 2023	FY 2024		
		Total Activity	Total Activity	YTD Activity Through Aug	Approved Budg...	Proposed Budget		
010-435-202	GROUP INSURANCE	12,018.92	23,497.54	18,676.44	25,000.00	26,170.00	1,170.00	4.68%
010-435-203	RETIREMENT	11,549.66	24,377.95	18,803.22	24,838.00	25,585.00	747.00	3.01%
010-435-205	MEDICARE	1,163.68	2,467.79	1,897.41	2,530.00	2,606.00	76.00	3.00%
010-435-305	OPERATING EXPENSE	3,042.57	7,038.24	1,342.92	6,200.00	6,200.00	0.00	0.00%
010-435-311	SOFTWARE	52,000.00	67,328.72	192,894.42	176,010.00	176,010.00	0.00	0.00%
010-435-391	TRIAL EXPENSE	500.00	2,465.00	2,355.00	6,000.00	6,000.00	0.00	0.00%
010-435-392	EVIDENCE EXPENSE	0.00	0.00	0.00	2,000.00	2,000.00	0.00	0.00%
010-435-393	INVESTIGATION EXPENSE	0.00	0.00	0.00	2,000.00	2,000.00	0.00	0.00%
010-435-394	EXPERT WITNESS EXPENSE	0.00	0.00	0.00	2,500.00	2,500.00	0.00	0.00%
010-435-395	TRANSCRIPT EXPENSE	31,510.50	115.00	0.00	17,000.00	17,000.00	0.00	0.00%
010-435-400	DUES & BONDS	75.00	100.88	2,086.41	75.00	75.00	0.00	0.00%
010-435-413	VISITING JUDGE	433.62	472.49	538.18	2,500.00	2,500.00	0.00	0.00%
010-435-420	COMMUNICATION	950.88	995.88	912.89	1,452.00	1,452.00	0.00	0.00%
010-435-425	TRANSPORTATION	395.35	499.80	0.00	2,000.00	2,000.00	0.00	0.00%
010-435-427	TRAINING	0.00	1,381.22	325.00	2,000.00	2,000.00	0.00	0.00%
010-435-433	8TH ADMINISTRATIVE JUDICIAL	927.35	1,203.29	1,340.87	1,768.00	1,768.00	0.00	0.00%
010-435-460	RENTAL AGREEMENTS	1,884.05	16,264.34	3,472.30	4,300.00	4,300.00	0.00	0.00%
010-435-480	LEGAL EXPENSE	94,600.79	87,885.00	53,156.50	150,000.00	150,000.00	0.00	0.00%
010-435-481	LEGAL EXPENSE - CIVIL	174,205.67	173,220.89	119,553.09	185,000.00	185,000.00	0.00	0.00%
010-435-482	INSURANCE	0.00	2,011.41	0.00	2,000.00	2,000.00	0.00	0.00%
010-435-485	INTERPRETER EXPENSE	1,591.60	7,230.50	3,777.50	3,000.00	3,000.00	0.00	0.00%
010-435-490	JURORS/BAII/SERV/CITATION	7,730.00	10,005.00	8,370.00	48,000.00	48,000.00	0.00	0.00%
010-435-560	INVENTORY	1,597.56	2,970.00	1,753.28	6,700.00	0.00	-6,700.00	-100.00%
010-436-305	OPERATING EXPENSE	0.00	0.00	0.00	2,000.00	2,000.00	0.00	0.00%
010-436-391	TRIAL EXPENSE	0.00	0.00	550.00	0.00	0.00	0.00	0.00%
010-436-392	EVIDENCE EXPENSE	0.00	0.00	0.00	5,000.00	5,000.00	0.00	0.00%
010-436-393	INVESTIGATION EXPENSE	0.00	0.00	0.00	5,000.00	5,000.00	0.00	0.00%
010-436-394	EXPERT WITNESS EXPENSE	0.00	0.00	0.00	5,000.00	5,000.00	0.00	0.00%
010-436-395	TRANSCRIPT EXPENSE	0.00	0.00	0.00	5,000.00	5,000.00	0.00	0.00%
010-436-425	TRANSPORTATION	0.00	0.00	0.00	5,000.00	5,000.00	0.00	0.00%
010-436-480	LEGAL EXPENSE	0.00	0.00	0.00	10,000.00	10,000.00	0.00	0.00%
010-450-101	ELECTED OFFICIAL SALARY	58,692.10	59,439.02	53,621.44	60,642.00	65,642.00	5,000.00	8.25%
010-450-103	DEPT PERSONNEL SALARY	148,853.59	173,528.64	149,350.75	178,397.00	198,401.00	20,004.00	11.21%
010-450-120	LONGEVITY PAY	985.00	7,000.24	6,884.67	8,250.00	9,500.00	1,250.00	15.15%
010-450-201	SOCIAL SECURITY	12,259.83	14,731.52	12,659.17	15,332.00	16,960.00	1,628.00	10.62%
010-450-202	GROUP INSURANCE	50,266.54	58,365.92	53,604.14	62,500.00	65,425.00	2,925.00	4.68%
010-450-203	RETIREMENT	29,694.56	34,171.65	29,883.69	35,214.00	38,953.00	3,739.00	10.62%
010-450-205	MEDICARE	2,867.43	3,445.22	2,960.64	3,586.00	3,967.00	381.00	10.62%
010-450-305	OPERATING EXPENSE	5,297.96	3,557.38	1,317.59	5,470.00	5,710.00	240.00	4.39%

Budget Comparison Report

Account Number		FY 2021		FY 2022		FY 2023		Comparison 1		Comparison 1	
		Total Activity	Total Activity	YTD Activity Through Aug	Parent Budget Approved Budg...	FY 2023 Proposed Budget	FY 2024 Proposed Budget	Increase / (Decrease)	%		
010-450-311	SOFTWARE	24,403.00	24,852.00	22,781.00	24,852.00	24,852.00	0.00	0.00%			
010-450-400	DUES & BONDS	1,134.00	910.00	1,234.00	1,240.00	1,300.00	60.00	4.84%			
010-450-420	COMMUNICATION	90.00	540.00	495.00	540.00	540.00	0.00	0.00%			
010-450-425	TRANSPORTATION	2,181.02	2,453.68	2,777.93	2,524.00	2,500.00	-24.00	-0.95%			
010-450-427	TRAINING	1,052.50	1,521.25	452.00	1,325.00	1,500.00	175.00	13.21%			
010-450-460	RENTAL AGREEMENTS	3,460.38	3,019.96	41,205.37	45,504.00	500.00	-45,004.00	-98.90%			
010-450-560	INVENTORY	0.00	802.39	994.58	1,800.00	0.00	-1,800.00	-100.00%			
010-461-101	ELECTED OFFICIAL SALARY	60,272.27	59,439.02	53,621.44	60,642.00	65,642.00	5,000.00	8.25%			
010-461-103	DEPT PERSONNEL SALARY	46,037.26	46,784.12	42,427.16	47,987.00	52,988.00	5,001.00	10.42%			
010-461-120	LONGEVITY PAY	230.00	3,250.00	3,317.29	3,750.00	4,250.00	500.00	13.33%			
010-461-201	SOCIAL SECURITY	6,372.37	6,358.68	5,532.62	6,968.00	7,619.00	651.00	9.34%			
010-461-202	GROUP INSURANCE	21,265.15	23,497.54	22,826.76	25,000.00	26,170.00	1,170.00	4.68%			
010-461-203	RETIREMENT	14,353.34	15,589.06	14,149.70	16,003.00	17,499.00	1,496.00	9.35%			
010-461-205	MEDICARE	1,490.13	1,487.14	1,293.98	1,630.00	1,782.00	152.00	9.33%			
010-461-305	OPERATING EXPENSE	1,396.01	939.52	685.31	1,800.00	1,800.00	0.00	0.00%			
010-461-311	SOFTWARE	0.00	0.00	0.00	0.00	2,750.00	2,750.00	0.00%			
010-461-400	DUES & BONDS	237.50	276.90	332.50	400.00	400.00	0.00	0.00%			
010-461-420	COMMUNICATION	135.00	540.00	495.00	540.00	540.00	0.00	0.00%			
010-461-425	TRANSPORTATION	1,391.83	2,592.16	3,146.91	4,000.00	4,500.00	500.00	12.50%			
010-461-427	TRAINING	415.00	740.00	315.00	800.00	1,000.00	200.00	25.00%			
010-461-490	JURORS/BAIL/SERV/CITATION	0.00	0.00	102.00	300.00	300.00	0.00	0.00%			
010-461-560	INVENTORY	955.30	2,038.00	0.00	1,200.00	0.00	-1,200.00	-100.00%			
010-462-101	ELECTED OFFICIAL SALARY	58,697.37	59,439.02	53,621.44	60,642.00	65,642.00	5,000.00	8.25%			
010-462-103	DEPT PERSONNEL SALARY	46,037.29	63,949.88	42,427.17	47,987.00	52,988.00	5,001.00	10.42%			
010-462-105	PART TIME	0.00	3,680.50	21,914.50	24,960.00	32,615.00	7,655.00	30.67%			
010-462-120	LONGEVITY PAY	220.00	3,250.00	3,317.29	3,750.00	4,250.00	500.00	13.33%			
010-462-201	SOCIAL SECURITY	6,479.70	8,051.60	7,493.20	8,516.00	9,641.00	1,125.00	13.21%			
010-462-202	GROUP INSURANCE	22,084.80	23,497.54	22,826.76	25,000.00	26,170.00	1,170.00	4.68%			
010-462-203	RETIREMENT	14,945.43	18,557.56	17,270.27	19,558.00	22,143.00	2,585.00	13.22%			
010-462-205	MEDICARE	1,515.35	1,883.24	1,752.35	1,992.00	2,255.00	263.00	13.20%			
010-462-305	OPERATING EXPENSE	398.09	1,978.09	1,174.81	2,000.00	2,100.00	100.00	5.00%			
010-462-311	SOFTWARE	0.00	0.00	0.00	0.00	2,750.00	2,750.00	0.00%			
010-462-400	DUES & BONDS	100.00	210.00	220.00	270.00	170.00	-100.00	-37.04%			
010-462-420	COMMUNICATION	0.00	0.00	0.00	460.00	460.00	0.00	0.00%			
010-462-425	TRANSPORTATION	1,667.60	2,967.73	1,352.18	6,500.00	6,500.00	0.00	0.00%			
010-462-427	TRAINING	360.00	1,110.00	595.00	1,500.00	1,500.00	0.00	0.00%			
010-462-490	JURORS/BAIL/SERV/CITATION	0.00	0.00	0.00	500.00	500.00	0.00	0.00%			
010-462-560	INVENTORY	659.99	0.00	0.00	0.00	0.00	0.00	0.00%			
010-473-101	ELECTED OFFICIAL SALARY	23,332.92	27,999.98	24,769.16	28,000.00	28,000.00	0.00	0.00%			

Budget Comparison Report

Account Number		Comparison 1				Comparison 1 Budget to Parent Budget	%	
		FY 2021 Total Activity	FY 2022 Total Activity	FY 2023 YTD Activity Through Aug	FY 2023 Parent Budget Approved Budge...			
010-473-201	SOCIAL SECURITY	0.00	0.00	0.00	1,736.00	0.00	0.00%	
010-473-203	RETIREMENT	0.00	0.00	0.00	3,988.00	0.00	0.00%	
010-473-205	MEDICARE	0.00	0.00	0.00	406.00	406.00	0.00%	
010-475-101	ELECTED OFFICIAL SALARY	71,544.72	72,291.92	64,991.26	73,495.00	78,495.00	5,000.00	6.80%
010-475-103	DEPT PERSONNEL SALARY	49,391.95	50,139.10	45,394.94	51,342.00	56,342.00	5,000.00	9.74%
010-475-105	PART TIME	15,600.00	12,600.00	5,085.00	15,000.00	15,000.00	0.00	0.00%
010-475-120	LONGEVITY PAY	320.00	5,000.06	4,865.19	5,500.00	6,000.00	500.00	9.09%
010-475-201	SOCIAL SECURITY	8,286.27	8,718.93	7,193.38	9,011.00	9,662.00	651.00	7.22%
010-475-202	GROUP INSURANCE	16,559.00	17,635.87	17,138.22	25,000.00	26,170.00	1,170.00	4.68%
010-475-203	RETIREMENT	20,954.72	21,922.02	18,884.52	20,696.00	22,192.00	1,496.00	7.23%
010-475-205	MEDICARE	2,107.60	2,176.06	1,867.88	2,108.00	2,260.00	152.00	7.21%
010-475-305	OPERATING EXPENSE	372.92	644.76	853.13	2,045.00	2,045.00	0.00	0.00%
010-475-311	SOFTWARE	8,808.00	9,282.00	7,614.00	6,936.00	6,936.00	0.00	0.00%
010-475-400	DUES & BONDS	410.00	515.88	410.00	650.00	650.00	0.00	0.00%
010-475-420	COMMUNICATION	479.55	1,400.88	1,407.89	1,536.00	1,536.00	0.00	0.00%
010-475-425	TRANSPORTATION	160.00	3,303.28	2,576.56	2,953.00	2,500.00	-453.00	-15.34%
010-475-427	TRAINING	1,500.00	1,530.00	690.00	2,206.00	2,000.00	-206.00	-9.34%
010-475-460	RENTAL AGREEMENTS	0.00	0.00	0.00	1,556.00	500.00	-1,056.00	-67.87%
010-475-560	INVENTORY	3,873.14	1,949.70	5,541.15	4,144.00	0.00	-4,144.00	-100.00%
010-476-103	DEPT PERSONNEL SALARY	213,506.40	216,245.41	259,978.62	294,917.00	319,931.00	25,014.00	8.48%
010-476-105	PART TIME	0.00	0.00	0.00	630.00	0.00	-630.00	-100.00%
010-476-106	ASST DISTRICT ATTORNEY LON	360.00	3,600.00	3,240.00	3,360.00	3,840.00	480.00	14.29%
010-476-120	LONGEVITY PAY	270.00	4,644.39	2,298.10	4,250.00	3,250.00	-1,000.00	-23.53%
010-476-201	SOCIAL SECURITY	14,017.09	14,365.46	16,434.44	20,501.00	21,981.00	1,480.00	7.22%
010-476-202	GROUP INSURANCE	38,646.80	38,582.98	46,063.68	62,500.00	65,425.00	2,925.00	4.68%
010-476-203	RETIREMENT	36,111.51	37,675.34	43,005.86	47,086.00	50,484.00	3,398.00	7.22%
010-476-205	MEDICARE	3,448.40	3,496.88	4,029.18	4,795.00	5,141.00	346.00	7.22%
010-476-305	OPERATING EXPENSE	5,830.15	7,352.70	5,365.32	6,000.00	6,000.00	0.00	0.00%
010-476-311	SOFTWARE	23,166.00	21,833.00	33,438.00	50,010.00	52,359.00	2,349.00	4.70%
010-476-391	TRIAL EXPENSE	3,561.00	13,625.18	3,615.55	17,335.00	20,000.00	2,665.00	15.37%
010-476-400	DUES & BONDS	522.50	555.00	825.00	500.00	500.00	0.00	0.00%
010-476-420	COMMUNICATION	1,850.47	2,177.64	2,345.17	2,600.00	3,230.00	630.00	24.23%
010-476-425	TRANSPORTATION	13,447.07	10,054.49	8,326.63	15,200.00	15,200.00	0.00	0.00%
010-476-460	TRAINING	2,578.90	4,179.29	3,697.24	4,750.00	4,750.00	0.00	0.00%
010-476-482	RENTAL AGREEMENTS	2,792.39	2,163.94	5,760.52	6,480.00	6,480.00	0.00	0.00%
010-476-560	INSURANCE	2,413.00	3,031.00	3,031.00	3,200.00	3,200.00	0.00	0.00%
010-476-901	INVENTORY	3,867.08	1,636.02	4,480.50	7,165.00	0.00	-7,165.00	-100.00%
010-478-305	OPERATING EXPENSE	0.00	0.00	0.00	500.00	500.00	0.00	0.00%

Budget Comparison Report

Account Number		Comparison 1				Comparison 1 to Parent Budget	%	
		FY 2021 Total Activity	FY 2022 Total Activity	FY 2023 YTD Activity Through Aug	FY 2024 Proposed Budget			
010-480-102	OFFICIAL/DEPT HEAD SALARY	26,810.53	26,507.25	20,689.02	33,696.00	39,896.00	6,200.00	18.40%
010-480-201	SOCIAL SECURITY	1,662.28	1,643.48	1,282.70	2,090.00	2,474.00	384.00	18.37%
010-480-203	RETIREMENT	3,398.64	3,774.64	2,946.09	4,799.00	5,682.00	883.00	18.40%
010-480-205	MEDICARE	388.75	384.38	299.99	489.00	579.00	90.00	18.40%
010-480-305	OPERATING EXPENSE	700.79	0.00	157.99	700.00	500.00	-200.00	-28.57%
010-480-425	TRANSPORTATION	61.60	784.97	224.64	1,555.00	1,500.00	-55.00	-3.54%
010-480-427	TRAINING	0.00	0.00	230.00	500.00	500.00	0.00	0.00%
010-480-560	INVENTORY	2,039.88	1,419.01	0.00	1,100.00	0.00	-1,100.00	-100.00%
010-490-102	OFFICIAL/DEPT HEAD SALARY	46,856.52	41,126.15	43,151.81	48,807.00	53,807.00	5,000.00	10.24%
010-490-103	DEPT PERSONNEL SALARY	0.00	0.00	0.00	0.00	48,471.00	48,471.00	0.00%
010-490-104	ELECTION JUDGES	46,488.37	49,643.00	22,595.00	36,500.00	41,500.00	5,000.00	13.70%
010-490-105	PART TIME	23,602.00	20,604.00	8,561.25	25,000.00	0.00	-25,000.00	-100.00%
010-490-120	LONGEVITY PAY	120.00	2,451.92	2,211.45	2,500.00	2,750.00	250.00	10.00%
010-490-201	SOCIAL SECURITY	7,794.21	7,021.77	4,656.81	6,995.00	9,085.00	2,090.00	29.88%
010-490-202	GROUP INSURANCE	11,042.40	11,748.77	11,413.38	12,500.00	26,170.00	13,670.00	109.36%
010-490-203	RETIREMENT	6,689.47	8,730.43	7,678.87	16,064.00	20,866.00	4,802.00	29.89%
010-490-205	MEDICARE	1,823.01	1,642.18	1,089.14	1,636.00	2,125.00	489.00	29.89%
010-490-305	OPERATING EXPENSE	21,203.30	16,321.71	14,560.60	16,000.00	16,500.00	500.00	3.13%
010-490-311	SOFTWARE	4,600.00	25,240.00	26,264.50	26,185.00	27,300.00	1,115.00	4.26%
010-490-333	ELECTION SUPPLIES	8,679.38	7,933.49	6,755.98	7,950.00	7,950.00	0.00	0.00%
010-490-400	DUES & BONDS	220.00	220.00	220.00	500.00	500.00	0.00	0.00%
010-490-420	COMMUNICATION	612.12	789.84	1,325.31	1,500.00	1,500.00	0.00	0.00%
010-490-425	TRANSPORTATION	107.87	1,678.92	2,848.38	3,010.00	1,500.00	-1,510.00	-50.17%
010-490-427	TRAINING	825.00	2,595.00	1,614.36	1,850.00	2,650.00	800.00	43.24%
010-490-460	RENTAL AGREEMENTS	18,890.00	0.00	0.00	0.00	0.00	0.00	0.00%
010-490-560	INVENTORY	0.00	3,302.00	0.00	0.00	0.00	0.00	0.00%
010-495-102	OFFICIAL/DEPT HEAD SALARY	87,408.36	88,155.27	79,024.72	89,359.00	94,359.00	5,000.00	5.60%
010-495-120	LONGEVITY PAY	260.00	3,500.12	3,317.29	3,750.00	4,000.00	250.00	6.67%
010-495-201	SOCIAL SECURITY	5,435.56	5,682.62	5,105.26	5,773.00	6,099.00	326.00	5.65%
010-495-202	GROUP INSURANCE	11,042.40	11,748.77	11,413.38	12,500.00	13,085.00	585.00	4.68%
010-495-203	RETIREMENT	12,484.00	13,051.80	11,725.56	13,259.00	14,007.00	748.00	5.64%
010-495-205	MEDICARE	1,271.27	1,329.07	1,194.05	1,351.00	1,427.00	76.00	5.63%
010-495-305	OPERATING EXPENSE	3,288.53	1,077.02	209.17	2,853.00	3,600.00	747.00	26.18%
010-495-311	SOFTWARE	27,998.00	34,161.00	32,668.04	32,669.00	35,000.00	2,331.00	7.14%
010-495-400	DUES & BONDS	285.00	235.00	335.00	335.00	285.00	-50.00	-14.93%
010-495-420	COMMUNICATION	911.76	911.76	835.78	912.00	912.00	0.00	0.00%
010-495-425	TRANSPORTATION	2,059.84	839.75	1,637.03	4,000.00	4,000.00	0.00	0.00%
010-495-427	TRAINING	950.00	505.00	550.00	1,500.00	1,500.00	0.00	0.00%
010-495-460	RENTAL AGREEMENTS	196.70	320.80	314.38	2,000.00	2,000.00	0.00	0.00%

Budget Comparison Report

Account Number		Comparison 1				Comparison 1 to Parent Budget	%	
		FY 2021 Total Activity	FY 2022 Total Activity	FY 2023 YTD Activity Through Aug	FY 2023 Parent Budget Approved Budge...			
010-495-560	INVENTORY	1,938.68	1,720.23	6,027.95	6,028.00	0.00	-6,028.00	-100.00%
010-497-101	ELECTED OFFICIAL SALARY	58,691.88	59,439.02	53,621.46	60,642.00	65,642.00	5,000.00	8.25%
010-497-103	DEPT PERSONNEL SALARY	87,553.41	89,051.54	80,858.42	91,457.00	101,459.00	10,002.00	10.94%
010-497-120	LONGEVITY PAY	620.00	6,250.14	6,192.29	7,000.00	7,750.00	750.00	10.71%
010-497-201	SOCIAL SECURITY	8,275.48	8,959.28	8,279.86	9,865.00	10,841.00	976.00	9.89%
010-497-202	GROUP INSURANCE	33,127.20	35,246.31	34,240.14	37,500.00	39,255.00	1,755.00	4.68%
010-497-203	RETIREMENT	20,913.43	22,035.13	20,031.82	22,656.00	24,899.00	2,243.00	9.90%
010-497-205	MEDICARE	1,935.43	2,095.25	1,936.40	2,307.00	2,536.00	229.00	9.93%
010-497-305	OPERATING EXPENSE	4,184.95	5,455.36	3,212.23	7,580.00	11,000.00	3,420.00	45.12%
010-497-400	DUES & BONDS	565.00	620.00	810.00	700.00	700.00	0.00	0.00%
010-497-420	COMMUNICATION	455.88	455.88	417.89	600.00	600.00	0.00	0.00%
010-497-425	TRANSPORTATION	3,203.05	1,950.27	1,415.90	6,000.00	6,000.00	0.00	0.00%
010-497-427	TRAINING	885.00	830.00	895.00	2,000.00	2,000.00	0.00	0.00%
010-497-460	RENTAL AGREEMENTS	20.47	0.00	0.00	0.00	0.00	0.00	0.00%
010-497-560	INVENTORY	2,284.21	4,677.77	3,615.21	5,420.00	0.00	-5,420.00	-100.00%
010-499-101	ELECTED OFFICIAL SALARY	58,691.64	59,439.02	53,621.46	60,642.00	65,642.00	5,000.00	8.25%
010-499-103	DEPT PERSONNEL SALARY	153,792.77	172,181.39	157,720.89	178,397.00	198,401.00	20,004.00	11.21%
010-499-120	LONGEVITY PAY	815.00	9,153.70	4,865.65	5,500.00	6,750.00	1,250.00	22.73%
010-499-150	MEAL EXPENSE	0.00	0.00	93.29	400.00	400.00	0.00	0.00%
010-499-201	SOCIAL SECURITY	13,046.87	14,748.07	13,232.15	15,187.00	16,814.00	1,627.00	10.71%
010-499-202	GROUP INSURANCE	55,205.80	57,180.34	55,998.32	62,500.00	65,425.00	2,925.00	4.68%
010-499-203	RETIREMENT	30,373.66	34,286.09	30,788.00	34,880.00	38,618.00	3,738.00	10.72%
010-499-205	MEDICARE	3,051.34	3,449.24	3,094.60	3,552.00	3,933.00	381.00	10.73%
010-499-305	OPERATING EXPENSE	13,458.97	12,073.58	10,067.95	12,675.00	7,508.00	-5,167.00	-40.77%
010-499-400	DUES & BONDS	1,345.00	1,465.00	1,573.29	1,574.00	1,500.00	-74.00	-4.70%
010-499-420	COMMUNICATION	482.83	12.10	0.00	-1.00	0.00	1.00	-100.00%
010-499-425	TRANSPORTATION	1,155.41	3,614.61	3,073.65	4,000.00	6,500.00	2,500.00	62.50%
010-499-427	TRAINING	763.00	1,384.93	525.00	132.00	2,000.00	1,868.00	1,415.15%
010-499-437	TAX ROLL PREPARATION	773.00	0.00	819.00	819.00	5,000.00	4,181.00	510.50%
010-499-460	RENTAL AGREEMENTS	8,107.55	10,318.70	7,370.50	8,844.00	9,300.00	456.00	5.16%
010-499-560	INVENTORY	1,924.13	1,700.20	1,997.93	3,557.00	0.00	-3,557.00	-100.00%
010-510-103	DEPT PERSONNEL SALARY	79,187.27	84,534.77	76,904.07	86,940.00	96,942.00	10,002.00	11.50%
010-510-105	PART TIME	0.00	0.00	0.00	720.00	720.00	0.00	0.00%
010-510-120	LONGEVITY PAY	555.00	1,999.92	2,211.68	2,500.00	3,000.00	500.00	20.00%
010-510-201	SOCIAL SECURITY	4,908.96	5,302.80	4,840.53	5,590.00	6,242.00	652.00	11.66%
010-510-202	GROUP INSURANCE	16,136.78	23,497.54	22,826.76	25,000.00	26,170.00	1,170.00	4.68%
010-510-203	RETIREMENT	11,346.69	12,322.44	11,266.06	12,839.00	14,335.00	1,496.00	11.65%
010-510-205	MEDICARE	1,148.16	1,240.10	1,132.06	1,308.00	1,460.00	152.00	11.62%
010-510-305	OPERATING EXPENSE	22,663.52	39,599.71	41,360.38	59,908.00	62,405.00	2,497.00	4.17%

Budget Comparison Report

Account Number	Description	FY 2021		FY 2022		FY 2023		Comparison 1		Comparison 1	
		Total Activity	Total Activity	YTD Activity Through Aug	Parent Budget	FY 2023 Approved Budg...	FY 2024 Proposed Budget	Increase / (Decrease)	%		
010-510-320	JANITORIAL SUPPLIES	9,273.08	8,198.26	7,398.27	8,000.00	8,000.00	0.00	0.00%			
010-510-411	FUEL	543.40	430.22	392.20	500.00	500.00	0.00	0.00%			
010-510-420	COMMUNICATION	0.00	309.54	507.16	0.00	0.00	0.00	0.00%			
010-510-451	SEWER REPAIR & MAINTENAN	6,214.27	5,402.38	4,329.76	8,000.00	8,000.00	0.00	0.00%			
010-510-460	RENTAL AGREEMENTS	4,378.44	3,747.45	4,626.59	3,000.00	3,000.00	0.00	0.00%			
010-510-471	CONTRACT SERVICES	13,565.00	14,379.96	15,121.63	15,580.00	20,580.00	5,000.00	32.09%			
010-510-560	INVENTORY	4,877.85	0.00	0.00	8,000.00	0.00	-8,000.00	-100.00%			
010-515-350	RESIDENTIAL PLACEMENT	0.00	5,604.50	27,135.00	100,000.00	100,000.00	0.00	0.00%			
010-515-480	LEGAL EXPENSE	1,666.00	4,375.00	1,475.00	10,000.00	10,000.00	0.00	0.00%			
010-515-901	TRANSFER	106,112.93	108,514.42	112,032.62	112,033.00	124,866.00	12,833.00	11.45%			
010-520-102	OFFICIAL/DEPT HEAD SALARY	60,196.50	60,943.62	54,952.66	62,147.00	67,147.00	5,000.00	8.05%			
010-520-120	LONGEVITY PAY	90.00	1,750.06	1,769.16	2,000.00	2,250.00	250.00	12.50%			
010-520-201	SOCIAL SECURITY	3,699.08	3,843.87	3,435.69	3,978.00	4,303.00	325.00	8.17%			
010-520-202	GROUP INSURANCE	11,042.40	11,748.77	11,413.38	12,500.00	13,085.00	585.00	4.68%			
010-520-203	RETIREMENT	8,584.76	8,927.46	8,077.30	9,135.00	9,883.00	748.00	8.19%			
010-520-205	MEDICARE	865.14	899.08	803.46	931.00	1,007.00	76.00	8.16%			
010-520-305	OPERATING EXPENSE	2,846.08	2,155.11	1,899.41	2,790.00	1,500.00	-1,290.00	-46.24%			
010-520-311	SOFTWARE	499.60	3,217.50	3,930.00	3,930.00	6,700.00	2,770.00	70.48%			
010-520-420	COMMUNICATION	1,005.20	1,005.25	980.91	1,100.00	1,100.00	0.00	0.00%			
010-520-425	TRANSPORTATION	706.18	1,618.19	321.50	525.00	1,400.00	875.00	166.67%			
010-520-427	TRAINING	0.00	0.00	175.00	175.00	600.00	425.00	242.86%			
010-520-460	RENTAL AGREEMENTS	1,659.00	1,518.00	1,278.00	1,368.00	3,500.00	2,132.00	155.85%			
010-520-560	INVENTORY	3,055.30	1,572.44	0.00	1,212.00	39,200.00	37,988.00	3,134.32%			
010-551-101	ELECTED OFFICIAL SALARY	37,810.66	43,864.82	39,844.42	45,068.00	50,068.00	5,000.00	11.09%			
010-551-120	LONGEVITY PAY	120.00	0.00	221.26	250.00	500.00	250.00	100.00%			
010-551-151	UNIFORMS	0.00	0.00	185.05	200.00	200.00	0.00	0.00%			
010-551-201	SOCIAL SECURITY	2,173.04	2,719.68	2,463.05	2,823.00	3,148.00	325.00	11.51%			
010-551-202	GROUP INSURANCE	10,031.89	11,748.77	11,413.38	12,500.00	13,085.00	585.00	4.68%			
010-551-203	RETIREMENT	5,415.46	6,246.35	5,705.31	6,482.00	7,230.00	748.00	11.54%			
010-551-205	MEDICARE	508.28	635.92	576.03	661.00	737.00	76.00	11.50%			
010-551-305	OPERATING EXPENSE	2,051.60	1,258.05	1,382.75	2,000.00	2,000.00	0.00	0.00%			
010-551-311	SOFTWARE	0.00	0.00	0.00	2,820.00	0.00	-2,820.00	-100.00%			
010-551-400	DUES & BONDS	420.50	60.00	0.00	100.00	100.00	0.00	0.00%			
010-551-410	TIRES	0.00	0.00	598.32	600.00	600.00	0.00	0.00%			
010-551-411	FUEL	1,078.82	3,435.55	2,262.46	4,000.00	4,000.00	0.00	0.00%			
010-551-420	COMMUNICATION	601.55	432.52	804.93	1,068.00	1,068.00	0.00	0.00%			
010-551-425	TRANSPORTATION	0.00	0.00	12.00	400.00	400.00	0.00	0.00%			
010-551-427	TRAINING	0.00	0.00	225.00	200.00	200.00	0.00	0.00%			
010-551-560	INVENTORY	0.00	0.00	425.67	700.00	0.00	-700.00	-100.00%			

Budget Comparison Report

Account Number	Description	FY 2021 Total Activity	FY 2022 Total Activity	FY 2023 YTD Activity Through Aug	Comparison 1		Comparison 1	
					Parent Budget	FY 2024 Proposed Budget	Budget	to Parent Budget
010-551-570	MACHINERY & EQUIPMENT	0.00	0.00	3,360.00	54,000.00	0.00	-54,000.00	-100.00%
010-552-101	ELECTED OFFICIAL SALARY	43,117.72	43,874.44	39,844.42	45,068.00	50,068.00	5,000.00	11.09%
010-552-120	LONGEVITY PAY	120.00	240.50	442.29	500.00	750.00	250.00	50.00%
010-552-150	MEAL EXPENSE	0.00	0.00	17.51	100.00	100.00	0.00	0.00%
010-552-151	UNIFORMS	0.00	146.13	98.00	300.00	300.00	0.00	0.00%
010-552-201	SOCIAL SECURITY	2,358.86	2,700.69	2,380.26	2,850.00	3,176.00	326.00	11.44%
010-552-202	GROUP INSURANCE	8,297.16	11,674.37	11,413.38	12,500.00	13,085.00	585.00	4.68%
010-552-203	RETIREMENT	6,156.99	6,281.97	5,736.82	6,546.00	7,294.00	748.00	11.43%
010-552-205	MEDICARE	551.68	631.63	556.60	667.00	743.00	76.00	11.39%
010-552-305	OPERATING EXPENSE	2,925.45	2,439.61	2,769.75	5,100.00	2,500.00	-2,600.00	-50.98%
010-552-311	SOFTWARE	0.00	0.00	0.00	2,820.00	0.00	-2,820.00	-100.00%
010-552-400	DUES & BONDS	50.00	50.00	0.00	200.00	200.00	0.00	0.00%
010-552-410	TIRES	0.00	823.56	0.00	0.00	600.00	600.00	0.00%
010-552-411	FUEL	887.15	2,237.17	1,439.38	2,000.00	4,000.00	2,000.00	100.00%
010-552-420	COMMUNICATION	476.79	482.52	824.42	1,068.00	948.00	-120.00	-11.24%
010-552-425	TRANSPORTATION	0.00	0.00	0.00	500.00	500.00	0.00	0.00%
010-552-427	TRAINING	0.00	0.00	0.00	200.00	200.00	0.00	0.00%
010-552-560	INVENTORY	2,652.76	701.43	837.84	700.00	0.00	-700.00	-100.00%
010-552-570	MACHINERY & EQUIPMENT	0.00	0.00	48,611.56	54,000.00	0.00	-54,000.00	-100.00%
010-560-101	ELECTED OFFICIAL SALARY	66,285.96	67,033.36	60,339.75	66,736.00	75,000.00	8,264.00	12.38%
010-560-102	OFFICIAL/DEPT HEAD SALARY	56,821.67	60,748.95	54,791.52	0.00	0.00	0.00	0.00%
010-560-103	DEPT PERSONNEL SALARY	540,745.46	573,158.86	518,456.05	685,663.00	754,449.00	68,786.00	10.03%
010-560-105	PART TIME	0.00	0.00	0.00	15,000.00	0.00	-15,000.00	-100.00%
010-560-107	COMP TIME/HOLIDAYS	0.00	0.00	0.00	29,000.00	0.00	-29,000.00	-100.00%
010-560-108	CERTIFICATION PAY	1,442.25	1,499.94	3,153.72	7,500.00	6,500.00	-1,000.00	-13.33%
010-560-120	LONGEVITY PAY	745.00	17,000.36	16,942.18	20,000.00	21,750.00	1,750.00	8.75%
010-560-150	MEAL EXPENSE	259.32	0.00	0.00	350.00	350.00	0.00	0.00%
010-560-201	SOCIAL SECURITY	40,775.95	44,051.33	39,913.89	51,104.00	53,200.00	2,096.00	4.10%
010-560-202	GROUP INSURANCE	115,673.02	129,346.39	119,351.16	175,000.00	183,190.00	8,190.00	4.68%
010-560-203	RETIREMENT	94,852.99	102,448.28	93,085.41	117,374.00	122,187.00	4,813.00	4.10%
010-560-205	MEDICARE	9,536.80	10,302.17	9,334.79	11,952.00	12,442.00	490.00	4.10%
010-560-311	OPERATING EXPENSE	14,725.99	15,296.27	7,913.48	10,500.00	15,500.00	5,000.00	47.62%
010-560-335	SOFTWARE	17,452.52	26,091.25	31,921.39	41,164.00	36,164.00	-5,000.00	-12.15%
010-560-336	LAW ENFORCEMENT SUPPLIES	13,934.71	14,546.02	13,935.63	24,044.00	19,552.00	-4,492.00	-18.68%
010-560-393	K-9 EXPENSES	7,460.99	4,399.87	2,736.36	4,500.00	4,500.00	0.00	0.00%
010-560-396	INVESTIGATION EXPENSE	0.00	0.00	0.00	600.00	600.00	0.00	0.00%
010-560-400	STATE LAB EXPENSE	3,618.00	1,489.00	136.00	10,000.00	10,000.00	0.00	0.00%
010-560-410	DUES & BONDS	1,220.00	867.50	1,000.62	2,100.00	2,100.00	0.00	0.00%
010-560-410	TIRES	5,381.55	3,183.46	2,110.25	3,000.00	6,000.00	3,000.00	100.00%

Budget Comparison Report

Account Number	Total Activity	FY 2021 Total Activity	FY 2022 Total Activity	FY 2023 YTD Activity Through Aug	Comparison 1		Comparison 1 to Parent Budget	%
					Parent Budget	Budget		
010-560-411	FUEL	58,551.94	66,008.19	61,450.17	68,000.00	72,000.00	4,000.00	5.88%
010-560-420	COMMUNICATION	12,169.24	12,557.83	11,438.64	15,200.00	15,200.00	0.00	0.00%
010-560-425	TRANSPORTATION	3,668.70	3,579.76	5,186.36	5,000.00	5,000.00	0.00	0.00%
010-560-427	TRAINING	5,839.50	6,546.00	3,979.00	4,500.00	4,500.00	0.00	0.00%
010-560-445	AUTO REPAIR & MAINTENANCE	19,802.49	19,085.44	8,240.25	11,000.00	9,000.00	-2,000.00	-18.18%
010-560-460	RENTAL AGREEMENTS	2,893.43	2,423.79	1,477.61	3,500.00	3,500.00	0.00	0.00%
010-560-491	MEDICAL	841.00	590.00	2,945.00	3,500.00	3,000.00	-500.00	-14.29%
010-560-493	RESERVES	0.00	0.00	0.00	0.00	0.00	0.00	0.00%
010-560-560	INVENTORY	19,483.91	19,409.81	6,611.36	19,804.00	0.00	-19,804.00	-100.00%
010-560-570	MACHINERY & EQUIPMENT	44,511.27	311,812.22	66,473.00	66,500.00	75,000.00	8,500.00	12.78%
010-560-575	LEASE PAYMENT	92,424.01	106,592.00	106,592.00	106,592.00	106,592.00	0.00	0.00%
010-565-103	DEPT PERSONNEL SALARY	813,204.18	820,423.78	771,849.80	879,776.00	1,017,596.00	137,820.00	15.67%
010-565-105	PART TIME	20,293.47	23,702.25	17,102.00	34,106.00	34,106.00	0.00	0.00%
010-565-107	COMP TIME/HOLIDAYS	0.00	0.00	0.00	15,000.00	0.00	-15,000.00	-100.00%
010-565-108	CERTIFICATION PAY	2,499.90	2,769.12	2,096.07	5,000.00	7,000.00	2,000.00	40.00%
010-565-120	LONGEVITY PAY	560.00	13,115.97	13,827.06	17,000.00	19,500.00	2,500.00	14.71%
010-565-150	MEAL EXPENSE	238.09	338.78	1,720.76	1,000.00	1,000.00	0.00	0.00%
010-565-151	UNIFORMS	1,621.36	652.07	825.17	3,000.00	3,000.00	0.00	0.00%
010-565-201	SOCIAL SECURITY	51,703.39	53,149.27	49,050.88	59,141.00	67,097.00	7,956.00	13.45%
010-565-202	GROUP INSURANCE	183,089.08	193,848.32	191,553.85	237,500.00	261,700.00	24,200.00	10.19%
010-565-203	RETIREMENT	117,542.66	122,499.59	114,423.22	135,833.00	154,106.00	18,273.00	13.45%
010-565-205	MEDICARE	12,091.71	12,430.00	11,471.46	13,832.00	15,692.00	1,860.00	13.45%
010-565-305	OPERATING EXPENSE	24,109.71	20,249.46	18,085.51	22,500.00	27,000.00	4,500.00	20.00%
010-565-320	JANITORIAL SUPPLIES	6,093.23	8,413.09	5,507.54	9,000.00	9,000.00	0.00	0.00%
010-565-338	JAIL SUPPLIES	18,756.18	18,939.43	7,058.99	20,500.00	20,500.00	0.00	0.00%
010-565-380	FOOD SUPPLIES	101,097.76	88,858.77	81,684.80	125,000.00	124,250.00	-750.00	-0.60%
010-565-400	DUES & BONDS	150.00	668.92	573.36	500.00	500.00	0.00	0.00%
010-565-420	COMMUNICATION	482.83	40.25	0.00	0.00	0.00	0.00	0.00%
010-565-422	TRANSPORTATION	2,187.12	921.02	87.00	6,000.00	6,000.00	0.00	0.00%
010-565-427	TRAINING	1,214.97	1,581.77	1,849.93	3,000.00	3,000.00	0.00	0.00%
010-565-489	PEST CONTROL	1,800.00	1,750.00	1,516.00	2,000.00	2,100.00	100.00	5.00%
010-565-491	MEDICAL	110,179.35	117,826.94	89,586.85	120,187.00	124,995.00	4,808.00	4.00%
010-565-560	INVENTORY	10,469.31	1,655.16	4,138.47	13,000.00	4,000.00	-9,000.00	-69.23%
010-565-570	MACHINERY & EQUIPMENT	46,807.50	46,807.50	0.00	4,000.00	0.00	-4,000.00	-100.00%
010-566-411	OPERATING EXPENSE	103.01	0.00	0.00	500.00	500.00	0.00	0.00%
010-567-103	FUEL	0.00	0.00	0.00	200.00	200.00	0.00	0.00%
010-567-201	DEPT PERSONNEL SALARY	19,173.96	19,920.77	18,617.14	21,124.00	26,124.00	5,000.00	23.67%
010-567-203	SOCIAL SECURITY	1,188.72	1,235.09	1,154.22	1,310.00	1,620.00	310.00	23.66%
010-567-203	RETIREMENT	2,730.26	2,836.73	2,651.02	3,009.00	3,721.00	712.00	23.66%

Budget Comparison Report

Account Number	Description	FY 2021 Total Activity	FY 2022 Total Activity	FY 2023 YTD Activity Through Aug	Comparison 1		Comparison 1 to Parent Budget	Comparison 1 Increase / (Decrease)	%
					Parent Budget	FY 2023 Approved Budg...			
010-567-205	MEDICARE	277.94	288.82	269.94	307.00	379.00	72.00	23.45%	
010-567-305	OPERATING EXPENSE	6,341.50	13,134.36	12,310.39	11,000.00	11,000.00	0.00	0.00%	
010-567-411	FUEL	0.00	0.00	0.00	500.00	500.00	0.00	0.00%	
010-567-420	COMMUNICATION	495.00	540.00	495.00	6,394.00	10,632.00	4,238.00	66.28%	
010-567-425	TRANSPORTATION	1,122.80	1,524.03	0.00	750.00	1,525.00	775.00	103.33%	
010-567-460	RENTAL AGREEMENTS	3,720.00	3,720.00	3,720.00	3,866.00	0.00	-3,866.00	-100.00%	
010-567-560	INVENTORY	0.00	0.00	1,019.18	0.00	0.00	0.00	0.00%	
010-581-420	COMMUNICATION	2,520.00	1,395.00	0.00	3,780.00	0.00	-3,780.00	-100.00%	
010-630-475	MHMR CENTERS	16,000.00	16,000.00	26,000.00	26,000.00	31,000.00	5,000.00	19.23%	
010-630-476	FIRE DEPARTMENTS	18,000.00	18,000.00	18,000.00	18,000.00	18,000.00	0.00	0.00%	
010-630-477	BOWIE AMBULANCE	75,000.00	75,000.00	75,000.00	75,000.00	75,000.00	0.00	0.00%	
010-630-478	SAINT JO AMBULANCE	35,000.00	35,000.00	35,000.00	35,000.00	35,000.00	0.00	0.00%	
010-630-479	NOCONA AMBULANCE	62,500.00	62,500.00	62,500.00	62,500.00	62,500.00	0.00	0.00%	
010-640-418	INDIGENT BURIAL	3,250.00	4,550.00	4,200.00	6,000.00	6,000.00	0.00	0.00%	
010-640-473	MEALS ON WHEELS	1,541.00	1,541.00	1,430.50	3,000.00	3,000.00	0.00	0.00%	
010-665-103	DEPT PERSONNEL SALARY	74,996.62	77,238.16	71,448.98	80,846.00	95,849.00	15,003.00	18.56%	
010-665-120	LONGEVITY PAY	20.00	750.10	884.58	1,000.00	1,250.00	250.00	25.00%	
010-665-150	MEAL EXPENSE	0.00	0.00	135.00	500.00	500.00	0.00	0.00%	
010-665-201	SOCIAL SECURITY	4,249.34	4,406.71	4,070.12	5,106.00	6,052.00	946.00	18.53%	
010-665-202	GROUP INSURANCE	11,042.40	11,748.77	11,413.38	12,500.00	13,085.00	585.00	4.68%	
010-665-203	RETIREMENT	5,915.25	6,125.71	5,598.59	11,727.00	13,899.00	2,172.00	18.52%	
010-665-205	MEDICARE	993.69	1,030.51	951.85	1,195.00	1,416.00	221.00	18.49%	
010-665-305	OPERATING EXPENSE	613.70	563.44	814.26	877.00	1,700.00	823.00	93.84%	
010-665-400	DUES & BONDS	445.00	337.90	270.00	270.00	350.00	80.00	29.63%	
010-665-420	COMMUNICATION	1,372.39	1,535.90	1,407.93	1,560.00	1,560.00	0.00	0.00%	
010-665-425	TRANSPORTATION	13,453.54	16,025.87	18,665.26	22,500.00	22,500.00	0.00	0.00%	
010-665-427	TRAINING	0.00	914.10	415.00	415.00	500.00	85.00	20.48%	
010-665-460	RENTAL AGREEMENTS	1,646.26	1,506.87	1,640.62	2,000.00	2,000.00	0.00	0.00%	
010-665-560	INVENTORY	459.99	0.00	981.14	988.00	0.00	-988.00	-100.00%	
010-670-556	GOV'T DAM MAINTENANCE	0.00	0.00	0.00	500.00	500.00	0.00	0.00%	
Total Expense:		8,372,282.12	9,474,560.13	7,936,031.87	10,833,777.00	11,469,543.00	635,766.00	5.87%	
Fund: 012 - INDIGENT HEALTH CARE FUND		934,186.11	56,690.37	2,709,063.27	0.00	0.00	0.00	0.00%	
Total Fund: 010 - GENERAL FUND:		934,186.11	56,690.37	2,709,063.27	0.00	0.00	0.00	0.00%	
Revenue									
012-310-110	CURRENT TAX LEVY	479,368.19	495,113.08	461,055.56	461,472.00	497,847.00	36,375.00	7.88%	
012-310-111	DELINQUENT TAXES	9,055.98	9,031.45	7,049.31	6,000.00	6,000.00	0.00	0.00%	
012-310-116	PENALTY & INTEREST	7,511.92	6,084.37	5,771.12	5,000.00	5,000.00	0.00	0.00%	
012-370-120	INTEREST EARNED	825.44	979.91	6,936.73	500.00	500.00	0.00	0.00%	
012-370-411	REFUNDS	74.87	0.00	0.00	0.00	0.00	0.00	0.00%	

Budget Comparison Report

Account Number	FY 2021 Total Activity	FY 2022 Total Activity	FY 2023 YTD Activity Through Aug	Comparison 1		Increase / (Decrease)	%
				Parent Budget	Budget		
Expense							
012-640-305	0.00	0.00	0.00	750.00	750.00	0.00	0.00%
012-640-311	12,708.00	12,708.00	12,708.00	12,708.00	12,708.00	0.00	0.00%
012-640-415	39,045.14	78,388.43	14,698.01	519,455.00	555,830.00	36,375.00	7.00%
012-640-425	0.00	0.00	646.20	1,000.00	1,000.00	0.00	0.00%
Total Revenue:	496,836.40	511,208.81	480,812.72	533,913.00	570,288.00	36,375.00	6.81%
Revenue							
013-301-301	28,800.00	33,745.36	0.00	0.00	0.00	0.00	0.00%
013-321-321	4,800.00	971.49	0.00	0.00	0.00	0.00	0.00%
013-322-322	1,800.00	316.95	0.00	0.00	0.00	0.00	0.00%
013-323-323	6,000.00	-1,056.00	0.00	0.00	0.00	0.00	0.00%
013-324-324	6,000.00	5,558.92	0.00	0.00	0.00	0.00	0.00%
Total Revenue:	47,400.00	39,536.72	0.00	0.00	0.00	0.00	0.00%
Expense							
013-501-501	32,400.00	34,000.00	0.00	0.00	0.00	0.00	0.00%
013-501-521	4,800.00	4,800.00	0.00	0.00	0.00	0.00	0.00%
013-501-522	1,800.00	1,800.00	0.00	0.00	0.00	0.00	0.00%
013-501-523	6,000.00	5,250.00	-150.00	0.00	0.00	0.00	0.00%
013-501-524	6,000.00	6,000.00	0.00	0.00	0.00	0.00	0.00%
Total Expense:	51,000.00	51,850.00	-150.00	0.00	0.00	0.00	0.00%
Total Fund: 013 - GROUP INSURANCE BENEFIT:	-3,600.00	-12,313.28	150.00	0.00	0.00	0.00	0.00%
Fund: 015 - RECORD MANAGEMENT ACCT							
Revenue							
015-370-119	76.03	1,081.47	5,743.87	0.00	0.00	0.00	0.00%
015-370-120	251.97	266.98	1,612.53	100.00	100.00	0.00	0.00%
015-370-400	71,386.00	76,385.00	52,780.00	44,900.00	44,900.00	0.00	0.00%
015-370-898	0.00	0.00	0.00	0.00	0.00	0.00	0.00%
Total Revenue:	71,714.00	77,733.45	60,136.40	45,000.00	45,000.00	0.00	0.00%
Expense							
015-403-103	2,574.60	0.00	0.00	0.00	0.00	0.00	0.00%
015-403-201	156.22	0.00	0.00	0.00	0.00	0.00	0.00%
015-403-202	829.91	0.00	0.00	0.00	0.00	0.00	0.00%
015-403-203	367.84	0.00	0.00	0.00	0.00	0.00	0.00%

Budget Comparison Report

Account Number	FY 2021 Total Activity	FY 2022 Total Activity	FY 2023 YTD Activity Through Aug	Comparison 1		Comparison 1 to Parent Budget	%
				Parent Budget	Budget		
015-403-205	MEDICARE	36.55	0.00	0.00	0.00	0.00	0.00%
015-403-206	UNEMPLOYMENT INSURANCE	-12.01	0.00	0.00	0.00	0.00	0.00%
015-403-305	OPERATING EXPENSE	8,471.40	12,319.72	6,305.89	20,000.00	20,000.00	0.00%
015-403-311	SOFTWARE	18,544.00	19,243.00	17,332.00	20,000.00	20,000.00	0.00%
015-403-560	INVENTORY	0.00	0.00	3,088.69	5,000.00	5,000.00	0.00%
	Total Expense:	30,968.51	31,562.72	26,726.58	45,000.00	45,000.00	0.00%
	Total Fund: 015 - RECORD MANAGEMENT ACCT:	40,745.49	46,170.73	33,409.82	0.00	0.00	0.00%
	Fund: 016 - COURTHOUSE SECURITY FUND						
	Revenue						
016-370-119	TEXPOOL INTEREST	42.20	599.53	3,183.56	0.00	0.00	0.00%
016-370-120	INTEREST EARNED	57.70	64.96	350.25	0.00	0.00	0.00%
016-370-127	JP #1 \$3	1,930.80	1,796.80	1,158.00	1,500.00	1,500.00	0.00%
016-370-128	JP #2 \$3	2,083.13	2,639.01	2,042.52	2,000.00	2,000.00	0.00%
016-370-400	COUNTY CLERK FEES	6,750.00	8,004.00	5,607.00	5,000.00	5,000.00	0.00%
016-370-406	COUNTY CLERK CIVIL	1,279.00	2,190.00	2,380.00	1,000.00	1,000.00	0.00%
016-370-407	COUNTY CLERK CRIMINAL	45.00	15.00	6.00	0.00	0.00	0.00%
016-370-706	DIST CLERK CIVIL	1,385.00	3,386.60	4,758.20	1,500.00	1,500.00	0.00%
016-370-707	DIST CLERK CRIMINAL	342.00	515.00	344.00	300.00	300.00	0.00%
016-370-898	CASH RESERVES	0.00	0.00	0.00	12,700.00	12,700.00	0.00%
	Total Revenue:	13,914.83	19,210.90	19,829.53	24,000.00	24,000.00	0.00%
	Expense						
016-436-510	COURTHOUSE SECURITY EXPEN	7,430.06	19,637.76	21,552.98	18,000.00	18,000.00	0.00%
016-436-570	MACHINERY & EQUIPMENT	0.00	0.00	0.00	6,000.00	6,000.00	0.00%
	Total Expense:	7,430.06	19,637.76	21,552.98	24,000.00	24,000.00	0.00%
	Total Fund: 016 - COURTHOUSE SECURITY FUND:	6,484.77	-426.86	-1,723.45	0.00	0.00	0.00%
	Fund: 017 - BVS PRESERVATION FUND						
	Revenue						
017-370-119	TEX POOL INTEREST	3.88	60.43	320.09	0.00	0.00	0.00%
017-370-120	INTEREST EARNED	4.52	5.14	27.54	0.00	0.00	0.00%
017-370-400	PRESERVATION FEES	1,575.00	1,511.00	1,430.00	1,000.00	1,000.00	0.00%
017-370-898	CASH RESERVES	0.00	0.00	0.00	2,000.00	2,000.00	0.00%
	Total Revenue:	1,583.40	1,576.57	1,777.63	3,000.00	3,000.00	0.00%
	Expense						
017-403-305	OPERATING EXPENSE	2,813.75	2,125.50	1,537.37	3,000.00	3,000.00	0.00%
	Total Expense:	2,813.75	2,125.50	1,537.37	3,000.00	3,000.00	0.00%
	Total Fund: 017 - BVS PRESERVATION FUND:	-1,230.35	-548.93	240.26	0.00	0.00	0.00%

Budget Comparison Report

Account Number	Fund: 018 - DIST CLERK REC MGMT & PRESV FUND	FY 2021 Total Activity	FY 2022 Total Activity	FY 2023 YTD Activity Through Aug	Comparison 1		Increase / (Decrease)	%
					Parent Budget	Budget		
Revenue								
018-370-119	TEX POOL INTEREST	1.29	23.40	126.03	0.00	0.00	0.00	0.00%
018-370-120	EARNED INTEREST	0.77	2.31	25.95	0.00	0.00	0.00	0.00%
018-370-706	CIVIL DIST CLERK REC MGMT/	1,645.00	5,987.40	8,087.20	1,500.00	1,500.00	0.00	0.00%
018-370-707	CRIM DIST CLERK REC MGMT/	687.00	1,402.50	2,467.50	300.00	300.00	0.00	0.00%
018-370-898	CASH RESERVES	0.00	0.00	0.00	4,200.00	4,200.00	0.00	0.00%
Total Revenue:		2,334.06	7,415.61	10,706.68	6,000.00	6,000.00	0.00	0.00%
Expense								
018-437-305	OPERATING EXPENSE	2,319.23	4,655.64	4,873.81	6,000.00	6,000.00	0.00	0.00%
018-437-560	INVENTORY	0.00	799.99	0.00	0.00	0.00	0.00	0.00%
Total Expense:		2,319.23	5,455.63	4,873.81	6,000.00	6,000.00	0.00	0.00%
Total Fund: 018 - DIST CLERK REC MGMT & PRESV FUND:		14.83	1,959.98	5,832.87	0.00	0.00	0.00	0.00%
Fund: 019 - RECORDS PRESERVATION								
Revenue								
019-370-119	TEX POOL INTEREST	45.38	639.01	2,626.21	0.00	0.00	0.00	0.00%
019-370-120	INTEREST EARNED	55.79	35.93	193.98	0.00	0.00	0.00	0.00%
019-370-406	CIVIL RECORD PRESERVATION	1,380.00	875.00	330.00	1,500.00	1,500.00	0.00	0.00%
019-370-407	CRIMINAL RECORDS PRESERVA	400.00	455.00	55.00	500.00	500.00	0.00	0.00%
019-370-706	CIVIL REC PRES DIST CLK	1,645.00	745.00	200.00	1,500.00	1,500.00	0.00	0.00%
019-370-707	CRIMINAL REC MGMT DIST CLK	618.50	403.50	191.50	500.00	500.00	0.00	0.00%
019-370-898	CASH RESERVES	0.00	0.00	0.00	42,365.00	2,300.00	-40,065.00	-94.57%
Total Revenue:		4,144.67	3,153.44	3,596.69	46,365.00	6,300.00	-40,065.00	-86.41%
Expense								
019-406-305	OPERATING EXPENSE	220.19	41,365.00	0.00	41,365.00	0.00	-41,365.00	-100.00%
019-406-560	INVENTORY	2,934.62	4,042.53	0.00	0.00	1,300.00	1,300.00	0.00%
019-406-570	MACHINERY & EQUIPMENT	599.89	0.00	0.00	5,000.00	5,000.00	0.00	0.00%
Total Expense:		3,754.70	45,407.53	0.00	46,365.00	6,300.00	-40,065.00	-86.41%
Total Fund: 019 - RECORDS PRESERVATION:		389.97	-42,254.09	3,596.69	0.00	0.00	0.00	0.00%
Fund: 021 - R & B #1 FUND								
Revenue								
021-310-110	CURRENT TAX LEVY	576,008.56	594,903.33	696,984.27	697,976.00	757,349.00	59,373.00	8.51%
021-310-111	DELINQUENT TAXES	10,895.79	10,851.76	10,511.29	10,000.00	10,000.00	0.00	0.00%
021-310-116	PENALTY & INTEREST	9,036.76	7,310.70	8,573.96	6,000.00	7,000.00	1,000.00	16.67%
021-370-113	STATE-LATERAL ROAD	7,298.19	7,295.29	7,268.54	7,200.00	7,200.00	0.00	0.00%
021-370-119	TEX POOL INTEREST	105.22	1,489.23	7,909.72	0.00	0.00	0.00	0.00%
021-370-120	INTEREST EARNED	366.29	195.79	2,386.73	200.00	200.00	0.00	0.00%

Budget Comparison Report

Account Number	Description	FY 2021 Total Activity	FY 2022 Total Activity	FY 2023 YTD Activity Through Aug	Comparison 1		Increase / (Decrease)	%
					Parent Budget	Budget		
021-370-126	COUNTY COURT FINES	7,609.00	10,334.20	7,640.25	10,000.00	10,000.00	0.00	0.00%
021-370-130	SALE OF PROPERTY	412.80	21,899.00	17,780.00	0.00	0.00	0.00	0.00%
021-370-205	AUTO LICENSE REGISTRATION	147,024.97	146,458.81	142,719.98	140,000.00	140,000.00	0.00	0.00%
021-370-206	AUTO FEES	20,351.44	21,281.09	24,606.91	23,978.00	20,000.00	-3,978.00	-16.59%
021-370-411	REFUNDS	231.66	14,212.32	139,844.97	139,547.00	0.00	-139,547.00	-100.00%
021-370-898	CASH RESERVES	0.00	0.00	0.00	37,274.00	400,000.00	362,726.00	973.13%
021-370-901	TRANSFER	14,971.50	14,971.75	0.00	15,458.00	16,708.00	1,250.00	8.09%
021-370-999	MISCELLANEOUS REVENUE	0.00	5,500.00	0.00	0.00	0.00	0.00	0.00%
	Total Revenue:	794,312.18	856,703.27	1,066,226.62	1,087,633.00	1,368,457.00	280,824.00	25.82%
Expense								
021-612-004	GROUP INSURANCE BENEFIT	4,800.00	971.49	4,400.00	4,800.00	6,000.00	1,200.00	25.00%
021-612-101	ELECTED OFFICIAL SALARY	59,885.80	60,630.37	54,675.56	61,833.00	66,834.00	5,001.00	8.09%
021-612-103	DEPT PERSONNEL SALARY	190,387.41	214,141.41	153,350.09	178,397.00	198,397.00	20,000.00	11.21%
021-612-105	PART TIME	166,923.00	145,684.00	105,024.00	166,400.00	166,400.00	0.00	0.00%
021-612-120	LONGEVITY PAY	130.00	4,250.22	4,230.72	5,750.00	5,750.00	0.00	0.00%
021-612-150	MEAL EXPENSE	0.00	0.00	60.51	0.00	0.00	0.00	0.00%
021-612-151	UNIFORMS	2,250.00	1,750.00	1,500.00	2,500.00	2,500.00	0.00	0.00%
021-612-201	SOCIAL SECURITY	25,958.26	26,375.83	19,704.22	25,723.00	27,273.00	1,550.00	6.03%
021-612-202	GROUP INSURANCE	53,772.35	50,023.59	43,676.06	50,000.00	52,340.00	2,340.00	4.68%
021-612-203	RETIREMENT	35,971.23	39,982.07	45,316.92	59,079.00	62,640.00	3,561.00	6.03%
021-612-204	WORKMENS COMPENSATION	4,982.88	3,994.34	3,839.62	6,600.00	6,600.00	0.00	0.00%
021-612-205	MEDICARE	6,071.21	6,168.17	4,608.10	6,016.00	6,379.00	363.00	6.03%
021-612-206	UNEMPLOYMENT INSURANCE	1,659.06	1,311.21	807.01	2,000.00	2,000.00	0.00	0.00%
021-612-305	OPERATING EXPENSE	115,022.47	166,959.70	68,352.75	70,000.00	70,000.00	0.00	0.00%
021-612-410	TIRES	28,676.68	61,513.04	14,774.64	8,500.00	8,500.00	0.00	0.00%
021-612-411	FUEL	109,677.41	173,746.72	60,689.28	65,000.00	65,000.00	0.00	0.00%
021-612-420	COMMUNICATION	900.69	2,051.76	2,496.60	2,200.00	2,200.00	0.00	0.00%
021-612-435	GRAVEL	67,269.79	-185,242.70	-30,135.61	442,093.00	591,044.00	148,951.00	33.69%
021-612-440	UTILITIES	7,285.82	6,651.84	6,021.71	6,000.00	6,000.00	0.00	0.00%
021-612-449	PAVING	0.00	0.00	0.00	2,500.00	2,500.00	0.00	0.00%
021-612-458	CULVERTS	26,585.64	21,341.02	11,446.17	10,000.00	10,000.00	0.00	0.00%
021-612-482	INSURANCE	6,887.00	11,278.00	13,416.33	5,000.00	5,000.00	0.00	0.00%
021-612-497	SALES TAX	25.67	0.00	0.00	100.00	100.00	0.00	0.00%
021-612-498	FUEL TAX	7,367.06	8,147.00	3,750.00	5,000.00	5,000.00	0.00	0.00%
021-612-560	INVENTORY	227,003.57	2,371.03	10,368.28	0.00	0.00	0.00	0.00%
021-612-570	MACHINERY & EQUIPMENT	273,370.20	306,954.19	7,000.00	0.00	0.00	0.00	0.00%
021-612-575	LEASE PAYMENTS	40,298.54	40,401.77	54.28	0.00	0.00	0.00	0.00%

Budget Comparison Report

Account Number	Description	FY 2021 Total Activity	FY 2022 Total Activity	FY 2023 YTD Activity Through Aug	Comparison 1			Comparison 1 to Parent Budget	%
					Parent Budget	FY 2023 Approved Budge...	FY 2024 Proposed Budget		
021-612-902	FORCED ACCOUNT BILLING	-530,821.41	-272,260.74	-97,858.57	-97,858.00	0.00	97,858.00	-100.00%	
	Total Expense:	932,340.33	899,195.33	511,568.67	1,087,633.00	1,368,457.00	280,824.00	25.82%	
	Total Fund: 021 - R & B #1 FUND:	-138,028.15	-42,492.06	554,657.95	0.00	0.00	0.00	0.00%	
Fund: 022 - R & B #2 FUND									
Revenue									
022-310-110	CURRENT TAX LEVY	576,008.56	594,903.33	696,984.27	697,976.00	757,349.00	59,373.00	8.51%	
022-310-111	DELINQUENT TAXES	10,895.79	10,851.76	10,511.29	10,000.00	10,000.00	0.00	0.00%	
022-310-116	PENALTY & INTEREST	9,036.76	7,310.70	8,573.96	6,000.00	7,000.00	1,000.00	16.67%	
022-370-113	STATE-LATERAL ROAD	7,298.20	7,795.29	7,268.55	7,200.00	7,200.00	0.00	0.00%	
022-370-119	TEX POOL INTEREST	105.22	1,489.23	7,909.72	0.00	0.00	0.00	0.00%	
022-370-120	INTEREST EARNED	659.45	735.17	4,551.21	200.00	200.00	0.00	0.00%	
022-370-126	COUNTY COURT FINES	7,609.00	10,334.20	7,640.26	10,000.00	10,000.00	0.00	0.00%	
022-370-130	SALE OF PROPERTY	170,144.00	0.00	154.80	0.00	0.00	0.00	0.00%	
022-370-205	AUTO LICENSE REGISTRATION	147,024.99	146,017.50	142,720.00	140,000.00	140,000.00	0.00	0.00%	
022-370-206	AUTO FEES	20,351.45	21,281.10	24,606.92	20,000.00	20,000.00	0.00	0.00%	
022-370-411	REFUNDS	23,906.57	72,665.33	41,228.28	52,158.00	0.00	-52,158.00	-100.00%	
022-370-805	EASEMENTS	0.00	0.00	0.00	0.00	0.00	0.00	0.00%	
022-370-898	CASH RESERVES	0.00	0.00	0.00	116,608.00	90,192.00	-26,416.00	-22.65%	
022-370-901	TRANSFER	14,971.50	14,971.75	0.00	15,458.00	16,708.00	1,250.00	8.09%	
022-370-997	LEASE PURCHASE REVENUE	238,836.10	0.00	0.00	0.00	0.00	0.00	0.00%	
022-370-999	MISCELLANEOUS REVENUE	43,635.00	54,506.00	15,500.00	15,500.00	0.00	-15,500.00	-100.00%	
	Total Revenue:	1,270,482.59	942,861.36	967,649.26	1,091,100.00	1,058,649.00	-32,451.00	-2.97%	
Expense									
022-613-004	GROUP INSURANCE BENEFIT	1,800.00	316.95	1,650.00	1,800.00	3,000.00	1,200.00	66.67%	
022-613-101	ELECTED OFFICIAL SALARY	59,885.80	60,630.37	54,675.56	61,833.00	66,834.00	5,001.00	8.09%	
022-613-103	DEPT PERSONNEL SALARY	157,821.92	172,773.36	121,774.47	178,397.00	198,397.00	20,000.00	11.21%	
022-613-105	PART TIME	0.00	0.00	30,840.00	25,000.00	25,000.00	0.00	0.00%	
022-613-120	LONGEVITY PAY	380.00	6,500.26	6,452.01	7,750.00	8,250.00	500.00	6.45%	
022-613-150	MEAL EXPENSE	92.24	277.80	243.38	0.00	0.00	0.00	0.00%	
022-613-151	UNIFORMS	2,000.00	2,000.00	1,750.00	2,000.00	2,000.00	0.00	0.00%	
022-613-201	SOCIAL SECURITY	13,620.82	14,972.83	13,279.36	17,049.00	18,630.00	1,581.00	9.27%	
022-613-202	GROUP INSURANCE	50,636.60	58,743.85	46,691.10	62,500.00	65,425.00	2,925.00	4.68%	
022-613-203	RETIREMENT	31,340.30	34,447.19	30,686.01	39,158.00	42,789.00	3,631.00	9.27%	
022-613-204	WORKMEN'S COMPENSATION	4,982.88	3,994.34	3,839.62	6,600.00	6,600.00	0.00	0.00%	
022-613-205	MEDICARE	3,185.92	3,501.52	3,105.61	3,988.00	4,357.00	369.00	9.25%	
022-613-206	UNEMPLOYMENT INSURANCE	776.19	635.41	439.51	1,500.00	1,500.00	0.00	0.00%	
022-613-305	OPERATING EXPENSE	45,619.16	67,879.05	98,094.27	112,000.00	52,000.00	-60,000.00	-53.57%	
022-613-410	TIRES	8,605.00	24,770.80	15,565.50	9,000.00	9,000.00	0.00	0.00%	

Budget Comparison Report

Account Number	FY 2021 Total Activity	FY 2022 Total Activity	FY 2023 YTD Activity Through Aug	Comparison 1		Increase / (Decrease)	%	
				Parent Budget	Budget			
				FY 2023 Approved Budg...	FY 2024 Proposed Budget			
022-613-411	FUEL	37,811.04	80,625.02	56,165.79	87,796.00	87,796.00	0.00	0.00%
022-613-420	COMMUNICATION	938.71	1,020.88	860.08	2,000.00	2,000.00	0.00	0.00%
022-613-435	GRAVEL	18,471.33	136,973.33	120,369.65	145,610.00	158,000.00	12,390.00	8.51%
022-613-440	UTILITIES	3,698.41	4,864.21	3,391.17	4,000.00	4,000.00	0.00	0.00%
022-613-449	PAVING	128,091.20	65,725.91	0.00	52,000.00	36,500.00	-15,500.00	-29.81%
022-613-458	CULVERTS	10,282.47	4,678.64	0.00	3,000.00	3,000.00	0.00	0.00%
022-613-482	INSURANCE	8,510.66	10,041.00	11,093.33	6,000.00	6,000.00	0.00	0.00%
022-613-497	SALES TAX	8.96	0.00	9.64	1,500.00	1,500.00	0.00	0.00%
022-613-498	FUEL TAX	3,065.47	2,455.00	2,221.00	5,500.00	5,500.00	0.00	0.00%
022-613-560	INVENTORY	3,871.95	0.00	0.00	0.00	0.00	0.00	0.00%
022-613-570	MACHINERY & EQUIPMENT	460,929.00	25,500.00	15,000.00	178,127.00	178,127.00	0.00	0.00%
022-613-575	LEASE PAYMENTS	0.00	72,796.67	52,092.90	72,444.00	72,444.00	0.00	0.00%
022-613-902	FORCED ACCOUNT BILLING	-34,105.40	0.00	0.00	0.00	0.00	0.00	0.00%
Total Expense:		1,022,320.63	856,124.39	690,289.96	1,086,552.00	1,058,649.00	-27,903.00	-2.57%
Total Fund: 022 - R & B #2 FUND:		248,161.96	86,736.97	277,359.30	4,548.00	0.00	-4,548.00	-100.00%
Fund: 023 - R & B #3 FUND								
Revenue								
023-310-110	CURRENT TAX LEVY	576,008.56	594,903.33	696,984.27	697,976.00	757,349.00	59,373.00	8.51%
023-310-111	DELINQUENT TAXES	10,895.79	10,851.76	10,511.29	10,000.00	10,000.00	0.00	0.00%
023-310-116	PENALTY & INTEREST	9,036.76	7,310.70	8,573.96	6,000.00	7,000.00	1,000.00	16.67%
023-370-113	STATE-LATERAL ROAD	7,298.20	7,295.29	7,268.55	7,200.00	7,200.00	0.00	0.00%
023-370-119	TEX POOL INTEREST	105.22	3,200.49	16,999.58	0.00	0.00	0.00	0.00%
023-370-120	INTEREST EARNED	389.26	381.16	2,279.48	200.00	200.00	0.00	0.00%
023-370-126	COUNTY COURT FINES	7,608.99	10,334.21	7,640.27	10,000.00	10,000.00	0.00	0.00%
023-370-130	SALE OF PROPERTY	58,698.38	300.00	0.00	0.00	0.00	0.00	0.00%
023-370-205	AUTO LICENSE REGISTRATION	147,025.02	146,017.51	142,720.00	140,000.00	140,000.00	0.00	0.00%
023-370-206	AUTO FEES	20,351.46	21,281.11	24,606.92	20,000.00	20,000.00	0.00	0.00%
023-370-411	REFUNDS	0.00	10,450.75	56,532.94	66,810.00	0.00	-66,810.00	-100.00%
023-370-805	EASEMENTS	0.00	1,000.00	0.00	0.00	0.00	0.00	0.00%
023-370-898	CASH RESERVES	0.00	0.00	0.00	235,000.00	0.00	-235,000.00	-100.00%
023-370-901	TRANSFER	259,392.56	14,971.75	0.00	15,458.00	16,708.00	1,250.00	8.09%
023-370-999	MISCELLANEOUS REVENUE	0.00	10,500.00	3,000.00	3,000.00	0.00	-3,000.00	-100.00%
Total Revenue:		1,096,810.20	838,798.06	977,117.26	1,211,644.00	968,457.00	-243,187.00	-20.07%
Expense								
023-614-004	GROUP INSURANCE BENEFIT	6,000.00	-1,056.00	3,850.00	4,200.00	6,000.00	1,800.00	42.86%
023-614-101	ELECTED OFFICIAL SALARY	59,885.80	60,630.37	54,675.56	61,833.00	66,834.00	5,001.00	8.09%
023-614-103	DEPT PERSONNEL SALARY	170,597.59	173,586.38	157,720.92	178,397.00	198,397.00	20,000.00	11.21%
023-614-105	PART TIME	77,851.50	56,845.00	73,698.00	75,000.00	60,000.00	-15,000.00	-20.00%

Budget Comparison Report

Account Number	FY 2021 Total Activity	FY 2022 Total Activity	FY 2023 YTD Activity Through Aug	Comparison 1		Comparison 1 to Parent Budget	%	
				Parent Budget	FY 2023 Approved Budg...			
023-614-120	LONGEVITY PAY	1,545.00	16,384.47	15,259.58	17,750.00	18,500.00	750.00	4.23%
023-614-150	MEAL EXPENSE	130.18	579.47	347.00	30.00	30.00	0.00	0.00%
023-614-151	UNIFORMS	2,000.00	2,000.00	2,000.00	2,000.00	2,000.00	0.00	0.00%
023-614-201	SOCIAL SECURITY	19,300.56	19,117.85	18,745.82	19,841.00	21,438.00	1,597.00	8.05%
023-614-202	GROUP INSURANCE	55,212.00	58,743.85	57,066.90	62,500.00	65,425.00	2,925.00	4.68%
023-614-203	RETIREMENT	33,325.42	35,970.53	42,397.22	45,570.00	49,237.00	3,667.00	8.05%
023-614-204	WORKMEN'S COMPENSATION	4,982.87	3,994.34	3,839.63	6,600.00	6,600.00	0.00	0.00%
023-614-205	MEDICARE	4,514.07	4,471.34	4,384.03	4,641.00	5,014.00	373.00	8.04%
023-614-206	UNEMPLOYMENT INSURANCE	1,176.16	846.54	654.60	1,500.00	1,500.00	0.00	0.00%
023-614-305	OPERATING EXPENSE	66,693.92	103,512.89	73,244.17	100,000.00	100,000.00	0.00	0.00%
023-614-410	TIRES	19,719.64	11,847.88	2,356.46	10,000.00	10,000.00	0.00	0.00%
023-614-411	FUEL	71,961.14	89,611.78	67,346.86	80,000.00	80,000.00	0.00	0.00%
023-614-420	COMMUNICATION	2,416.67	2,873.73	2,316.51	3,000.00	3,000.00	0.00	0.00%
023-614-435	GRAVEL	155,604.68	-208,299.34	127,922.03	227,592.00	139,744.00	-87,848.00	-38.60%
023-614-440	UTILITIES	5,058.98	5,199.53	5,865.95	8,500.00	5,500.00	-3,000.00	-35.29%
023-614-449	PAVING	268,877.89	36,830.81	59,813.00	203,000.00	25,000.00	-178,000.00	-87.68%
023-614-458	CULVERTS	6,129.88	0.00	0.00	3,000.00	3,000.00	0.00	0.00%
023-614-482	INSURANCE	9,196.17	10,091.00	13,755.34	7,000.00	7,000.00	0.00	0.00%
023-614-497	SALES TAX	0.00	0.00	18.63	0.00	0.00	0.00	0.00%
023-614-498	FUEL TAX	3,519.47	3,062.60	2,765.80	4,000.00	4,000.00	0.00	0.00%
023-614-560	INVENTORY	0.00	1,315.38	4,600.08	5,000.00	5,000.00	0.00	0.00%
023-614-570	MACHINERY & EQUIPMENT	132,665.00	230,471.20	0.00	0.00	0.00	0.00	0.00%
023-614-575	LEASE PAYMENT	85,237.48	85,693.60	85,237.48	85,238.00	85,238.00	0.00	0.00%
023-614-902	FORCED ACCOUNT BILLING	-111,808.72	-87,559.21	0.00	0.00	0.00	0.00	0.00%
Total Expense:		1,151,793.35	716,765.99	879,881.57	1,216,192.00	968,457.00	-247,735.00	-20.37%
Fund: 024 - R & B #4 FUND		-54,983.15	122,032.07	97,235.69	-4,548.00	0.00	4,548.00	-100.00%
Fund: 023 - R & B #3 FUND:								
Revenue								
024-310-110	CURRENT TAX LEVY	576,008.55	594,903.33	696,984.27	697,976.00	757,349.00	59,373.00	8.51%
024-310-111	DELINQUENT TAXES	10,895.79	10,851.76	10,511.29	10,000.00	10,000.00	0.00	0.00%
024-310-116	PENALTY & INTEREST	9,036.76	7,310.70	8,573.96	6,000.00	7,000.00	1,000.00	16.67%
024-370-113	STATE-LATERAL ROAD	7,298.20	7,295.29	7,268.55	7,200.00	7,200.00	0.00	0.00%
024-370-119	TEX POOL INTEREST	105.22	3,200.48	16,999.58	0.00	0.00	0.00	0.00%
024-370-120	INTEREST EARNED	548.99	576.95	3,562.12	200.00	200.00	0.00	0.00%
024-370-126	COUNTY COURT FINES	7,608.99	10,334.21	7,640.27	10,000.00	10,000.00	0.00	0.00%
024-370-130	SALE OF PROPERTY	100,747.50	9,166.50	5,000.00	0.00	0.00	0.00	0.00%
024-370-205	AUTO LICENSE REGISTRATION	147,025.01	146,017.53	142,720.02	140,000.00	140,000.00	0.00	0.00%
024-370-206	AUTO FEES	20,351.46	21,281.11	24,606.92	20,000.00	20,000.00	0.00	0.00%
024-370-411	REFUNDS	146,725.72	0.00	152.75	0.00	0.00	0.00	0.00%

Budget Comparison Report

Account Number	FY 2021 Total Activity	FY 2022 Total Activity	FY 2023 YTD Activity Through Aug	Comparison 1		Increase / (Decrease)	%
				Parent Budget	FY 2024 Proposed Budget		
024-370-898	CASH RESERVES	0.00	0.00	189,799.00	156,032.00	-33,767.00	-17.79%
024-370-901	TRANSFER	259,392.56	0.00	15,458.00	16,708.00	1,250.00	8.09%
024-370-997	LEASE PURCHASE REVENUE	0.00	0.00	0.00	0.00	0.00	0.00%
024-370-999	MISCELLANEOUS REVENUE	0.00	0.00	0.00	0.00	0.00	0.00%
	Total Revenue:	1,285,744.75	924,019.73	1,096,633.00	1,124,489.00	27,856.00	2.54%
Expense							
024-615-004	GROUP INSURANCE BENEFIT	6,000.00	5,500.00	6,000.00	9,000.00	3,000.00	50.00%
024-615-101	ELECTED OFFICIAL SALARY	59,885.80	60,630.37	61,833.00	66,834.00	5,001.00	8.09%
024-615-103	DEPT PERSONNEL SALARY	154,804.89	130,597.47	134,927.00	149,927.00	15,000.00	11.12%
024-615-105	PART TIME	72,781.00	62,280.00	55,000.00	55,000.00	0.00	0.00%
024-615-120	LONGEVITY PAY	1,185.00	11,730.95	12,500.00	13,750.00	1,250.00	10.00%
024-615-150	MEAL EXPENSE	306.75	356.84	200.00	200.00	0.00	0.00%
024-615-151	UNIFORMS	1,750.00	1,500.00	2,000.00	2,000.00	0.00	0.00%
024-615-201	SOCIAL SECURITY	17,701.77	16,260.90	17,666.00	17,839.00	173.00	0.98%
024-615-202	GROUP INSURANCE	51,032.70	45,042.04	50,000.00	52,340.00	2,340.00	4.68%
024-615-203	RETIREMENT	30,989.76	29,114.69	40,575.00	40,971.00	396.00	0.98%
024-615-204	WORKMEN'S COMPENSATION	3,799.87	3,994.34	6,600.00	6,600.00	0.00	0.00%
024-615-205	MEDICARE	4,140.03	3,802.80	4,132.00	4,172.00	40.00	0.97%
024-615-206	UNEMPLOYMENT INSURANCE	1,022.12	566.11	1,500.00	1,500.00	0.00	0.00%
024-615-305	OPERATING EXPENSE	68,117.38	54,398.16	69,500.00	69,500.00	0.00	0.00%
024-615-410	TIRES	13,400.00	10,701.59	19,000.00	19,000.00	0.00	0.00%
024-615-411	FUEL	63,513.32	81,336.63	80,000.00	80,000.00	0.00	0.00%
024-615-420	COMMUNICATION	2,420.76	3,031.59	2,500.00	2,500.00	0.00	0.00%
024-615-435	GRAVEL	180,940.27	128,395.87	70,970.00	70,970.00	0.00	0.00%
024-615-440	UTILITIES	4,514.13	4,199.85	6,000.00	6,000.00	0.00	0.00%
024-615-449	PAVING	114,312.78	159,085.91	50,000.00	50,000.00	0.00	0.00%
024-615-458	CULVERTS	23,864.47	23,283.72	5,000.00	5,000.00	0.00	0.00%
024-615-482	INSURANCE	8,401.17	10,841.00	10,000.00	10,000.00	0.00	0.00%
024-615-497	SALES TAX	0.00	122.63	500.00	500.00	0.00	0.00%
024-615-498	FUEL TAX	2,304.87	2,166.40	4,000.00	4,000.00	0.00	0.00%
024-615-560	INVENTORY	5,415.96	479.99	0.00	0.00	0.00	0.00%
024-615-570	MACHINERY & EQUIPMENT	64,207.49	100,354.00	299,344.00	300,000.00	656.00	0.22%
024-615-575	LEASE PAYMENTS	76,076.17	65,286.36	86,886.00	86,886.00	0.00	0.00%
	Total Expense:	1,032,888.46	1,015,119.13	601,242.54	1,124,489.00	27,856.00	2.54%
Fund: 026 - UNCLAIMED PROP/ECONOMIC DEV FUND							
	Total Fund: 024 - R & B #4 FUND:	252,856.29	-29,281.52	322,777.19	0.00	0.00	0.00%
Revenue							
026-370-119	TEX POOL INTEREST	10.54	148.83	790.88	0.00	0.00	0.00%

Budget Comparison Report

Account Number	FY 2021 Total Activity	FY 2022 Total Activity	FY 2023 YTD Activity Through Aug	Comparison 1		Comparison 1		Increase / (Decrease)	%
				Parent Budget	Budget	Budget	to Parent		
<u>026-370-999</u>	MISCELLANEOUS REVENUE	19,919.19	147,214.76	0.00	0.00	0.00	0.00	0.00%	
	Total Revenue:	19,929.73	147,363.59	790.88	0.00	0.00	0.00	0.00%	
<u>026-570-305</u>	OPERATING EXPENSE	15,000.00	150,000.00	0.00	0.00	0.00	0.00	0.00%	
	Total Expense:	15,000.00	150,000.00	0.00	0.00	0.00	0.00	0.00%	
	Total Fund: 026 - UNCLAIMED PROP/ECONOMIC DEV FUND:	4,929.73	-2,636.41	790.88	0.00	0.00	0.00	0.00%	
Fund: 027 - ELECTION FUND									
<u>027-370-119</u>	TEX POOL INTEREST	1.20	20.11	108.16	0.00	0.00	0.00	0.00%	
<u>027-370-120</u>	INTEREST	0.00	0.00	0.00	150.00	150.00	0.00	0.00%	
<u>027-370-413</u>	CONTRACTED ELECTION REVEN	4,384.58	5,840.25	7,079.39	1,000.00	1,000.00	0.00	0.00%	
<u>027-370-898</u>	CASH RESERVES	0.00	0.00	0.00	1,076.00	1,076.00	0.00	0.00%	
<u>027-370-911</u>	ADMINISTRATIVE FEE	3,155.23	3,512.25	2,823.18	1,000.00	1,000.00	0.00	0.00%	
	Total Revenue:	7,541.01	9,372.61	10,010.73	3,226.00	3,226.00	0.00	0.00%	
Expense									
<u>027-491-333</u>	ELECTION SUPPLIES	0.00	2,799.90	0.00	1,050.00	1,050.00	0.00	0.00%	
<u>027-491-570</u>	MACHINERY & EQUIPMENT	0.00	0.00	0.00	2,176.00	2,176.00	0.00	0.00%	
	Total Expense:	0.00	2,799.90	0.00	3,226.00	3,226.00	0.00	0.00%	
	Total Fund: 027 - ELECTION FUND:	7,541.01	6,572.71	10,010.73	0.00	0.00	0.00	0.00%	
Fund: 028 - VSO JURY DONATIONS									
<u>028-370-408</u>	JUROR DONATIONS	0.00	0.00	147.00	0.00	0.00	0.00	0.00%	
	Total Revenue:	0.00	0.00	147.00	0.00	0.00	0.00	0.00%	
	Total Fund: 028 - VSO JURY DONATIONS:	0.00	0.00	147.00	0.00	0.00	0.00	0.00%	
Fund: 031 - V I T COLLECTOR ACCOUNT									
<u>031-370-120</u>	INTEREST	10.44	10.11	29.38	40.00	40.00	0.00	0.00%	
<u>031-370-503</u>	V I T PENALTY & INTEREST	5,330.05	0.00	-13,666.39	125.00	125.00	0.00	0.00%	
	Total Revenue:	5,340.49	10.11	-13,637.01	165.00	165.00	0.00	0.00%	
Expense									
<u>031-499-305</u>	OPERATING EXPENSE	0.00	0.00	76.49	165.00	165.00	0.00	0.00%	
	Total Expense:	0.00	0.00	76.49	165.00	165.00	0.00	0.00%	
	Total Fund: 031 - V I T COLLECTOR ACCOUNT:	5,340.49	10.11	-13,713.50	0.00	0.00	0.00	0.00%	
Fund: 032 - S.O. FORFEITURE FUND									
<u>032-370-120</u>	INTEREST	15.79	13.70	43.17	0.00	0.00	0.00	0.00%	

Budget Comparison Report

Account Number	Expense	Comparison 1				Comparison 1 to Parent Budget	%	
		FY 2021	FY 2022	FY 2023	FY 2024			
		Total Activity	Total Activity	YTD Activity Through Aug	Approved Budg... Proposed Budget			
032-370-211	FORFEITURE PROCEEDS	0.00	4,217.97	5,210.19	0.00	0.00	0.00%	
	Total Revenue:	15.79	4,231.67	5,253.36	0.00	0.00	0.00%	
032-732-570	INVENTORY	0.00	13,575.53	0.00	0.00	0.00	0.00%	
	MACHINERY & EQUIPMENT	0.00	1,960.63	0.00	0.00	0.00	0.00%	
	Total Expense:	0.00	15,536.16	0.00	0.00	0.00	0.00%	
	Total Fund: 032 - S.O. FORFEITURE FUND:	15.79	-11,304.49	5,253.36	0.00	0.00	0.00%	
	Fund: 033 - DIST ATTY FORFEITURE FUND							
033-370-119	TEX POOL INTEREST	232.12	3,292.65	14,420.19	0.00	0.00	0.00%	
033-370-120	INTEREST EARNED	244.49	219.14	1,035.83	0.00	0.00	0.00%	
033-370-211	FORFEITURES PROCEEDS	15,135.08	6,921.59	3,039.31	0.00	0.00	0.00%	
033-370-898	CASH RESERVES	0.00	0.00	0.00	169,589.00	167,059.00	-2,530.00	-1.49%
033-370-901	OPERATING TRANSFERS IN	0.00	10,000.00	0.00	0.00	0.00	0.00%	
033-370-999	MISCELLANEOUS REVENUE	0.00	680.71	0.00	0.00	0.00	0.00%	
	Total Revenue:	15,611.69	21,114.09	18,495.33	169,589.00	167,059.00	-2,530.00	-1.49%
	Expense							
033-533-103	DEPT PERSONNEL SALARY	35,831.25	80,059.67	19,165.30	72,413.00	80,592.00	8,179.00	11.29%
033-533-105	PART TIME	13,550.00	0.00	0.00	7,650.00	7,650.00	0.00	0.00%
033-533-201	SOCIAL SECURITY	3,061.67	5,056.74	1,174.08	4,964.00	5,471.00	507.00	10.21%
033-533-202	GROUP INSURANCE	3,591.74	11,296.44	2,469.60	12,500.00	0.00	-12,500.00	-100.00%
033-533-203	RETIREMENT	5,102.37	11,614.18	2,782.41	11,401.00	12,566.00	1,165.00	10.22%
033-533-305	MEDICARE	716.09	1,182.61	274.52	1,161.00	1,280.00	119.00	10.25%
033-533-305	OPERATING EXPENSE	3,004.91	6,232.10	1,020.49	3,000.00	3,000.00	0.00	0.00%
033-533-420	COMMUNICATION	0.00	0.00	0.00	500.00	500.00	0.00	0.00%
033-533-425	TRANSPORTATION	0.00	726.66	3,399.16	500.00	500.00	0.00	0.00%
033-533-460	RENTAL AGREEMENTS	0.00	19.81	0.00	500.00	500.00	0.00	0.00%
033-533-560	INVENTORY	0.00	3,291.77	798.00	0.00	0.00	0.00	0.00%
033-533-570	MACHINERY & EQUIPMENT	0.00	0.00	0.00	55,000.00	55,000.00	0.00	0.00%
033-533-909	PAY TO OTHER AGENCY	0.00	5,348.40	5,000.00	0.00	0.00	0.00	0.00%
	Total Expense:	64,858.03	124,828.38	36,083.56	169,589.00	167,059.00	-2,530.00	-1.49%
	Total Fund: 033 - DIST ATTY FORFEITURE FUND:	-49,246.34	-103,714.29	-17,588.23	0.00	0.00	0.00	0.00%
	Fund: 034 - PENDING FORFEITURE ACCT							
034-370-120	INTEREST EARNED	68.46	69.53	422.67	0.00	0.00	0.00	0.00%
034-370-212	PENDING FORFEITURE	35,990.50	7,000.00	181,990.00	0.00	0.00	0.00	0.00%
	Total Revenue:	36,058.96	7,069.53	182,412.67	0.00	0.00	0.00	0.00%

Budget Comparison Report

Account Number	Expense	FY 2021 Total Activity	FY 2022 Total Activity	FY 2023 YTD Activity Through Aug	Comparison 1		Comparison 1 to Parent Budget	Increase / (Decrease)	%
					Parent Budget	Budget			
Fund: 034 - PENDING FORFEITURE ACCT:									
034-634-371	ARCHER CO EXPENSE	2,232.50	0.00	0.00	0.00	0.00	0.00	0.00%	
034-634-372	CLAY CO EXPENSE	40,651.11	0.00	0.00	0.00	0.00	0.00	0.00%	
034-634-373	MONTAGUE CO EXPENSE	3,469.43	4,021.16	196,317.73	0.00	0.00	0.00	0.00%	
	Total Expense:	46,353.04	4,021.16	196,317.73	0.00	0.00	0.00	0.00%	
	Total Fund: 034 - PENDING FORFEITURE ACCT:	-10,294.08	3,048.37	-13,905.06	0.00	0.00	0.00	0.00%	
Fund: 035 - HOT CHECK FUND									
Revenue									
035-370-119	TEX POOL INTEREST	2.12	37.62	197.66	0.00	0.00	0.00	0.00%	
035-370-120	INTERST EARNED	0.00	0.00	0.00	100.00	100.00	0.00	0.00%	
035-370-326	HOT CHECK CO ATTY FEES	71.00	120.00	75.00	1,500.00	1,500.00	0.00	0.00%	
035-370-898	CASH RESERVES	0.00	0.00	0.00	1,400.00	1,400.00	0.00	0.00%	
	Total Revenue:	73.12	157.62	272.66	3,000.00	3,000.00	0.00	0.00%	
Expense									
035-474-425	TRANSPORTATION	0.00	0.00	0.00	1,500.00	1,500.00	0.00	0.00%	
035-474-427	TRAINING	0.00	0.00	350.00	1,500.00	1,500.00	0.00	0.00%	
	Total Expense:	0.00	0.00	350.00	3,000.00	3,000.00	0.00	0.00%	
	Total Fund: 035 - HOT CHECK FUND:	73.12	157.62	-77.34	0.00	0.00	0.00	0.00%	
Fund: 036 - D.A. STATE FUND									
Revenue									
036-370-302	STATE GRANT FUNDS	31,109.50	21,650.34	0.00	27,500.00	27,500.00	0.00	0.00%	
036-370-901	OPERATING TRANSFERS IN	0.00	0.00	0.00	18,520.00	0.00	-18,520.00	-100.00%	
	Total Revenue:	31,109.50	21,650.34	0.00	46,020.00	27,500.00	-18,520.00	-40.24%	
Expense									
036-636-103	DEPT PERSONNEL SALARY	27,499.94	27,499.94	24,326.87	27,500.00	27,500.00	0.00	0.00%	
036-636-201	SOCIAL SECURITY	0.00	0.00	0.00	1,705.00	0.00	-1,705.00	-100.00%	
036-636-202	GROUP INSURANCE	0.00	0.00	0.00	12,500.00	0.00	-12,500.00	-100.00%	
036-636-203	RETIREMENT	0.00	0.00	0.00	3,916.00	0.00	-3,916.00	-100.00%	
036-636-205	MEDICARE	0.00	0.00	0.00	399.00	0.00	-399.00	-100.00%	
	Total Expense:	27,499.94	27,499.94	24,326.87	46,020.00	27,500.00	-18,520.00	-40.24%	
	Total Fund: 036 - D.A. STATE FUND:	3,609.56	-5,849.60	-24,326.87	0.00	0.00	0.00	0.00%	
Fund: 038 - DIST ATTY HOT CHECK FUND									
Revenue									
038-370-119	TEX POOL INTEREST	2.12	37.62	197.66	0.00	0.00	0.00	0.00%	
	Total Revenue:	2.12	37.62	197.66	0.00	0.00	0.00	0.00%	
	Total Fund: 038 - DIST ATTY HOT CHECK FUND:	2.12	37.62	197.66	0.00	0.00	0.00	0.00%	

Budget Comparison Report

Account Number	Fund: 039 - ESTRAY ACCOUNT	FY 2021 Total Activity	FY 2022 Total Activity	FY 2023 YTD Activity Through Aug	Comparison 1		Comparison 1	
					Parent Budget	FY 2023 Approved Budg...	FY 2024 Proposed Budget	Increase / (Decrease)

Revenue

039-370-120	INTEREST	10.09	9.56	71.75	0.00	0.00	0.00	0.00%
039-370-130	PROCEEDS FROM SALE	5,491.08	2,911.44	6,701.28	0.00	0.00	0.00	0.00%
	Total Revenue:	5,501.17	2,921.00	6,773.03	0.00	0.00	0.00	0.00%

Expense

039-639-305	OPERATING EXPENSE	1,200.00	2,250.00	1,500.00	0.00	0.00	0.00	0.00%
	Total Expense:	1,200.00	2,250.00	1,500.00	0.00	0.00	0.00	0.00%

Fund: 043 - COUNTY JUVENILE PROBATION

Revenue

043-370-120	INTEREST	202.37	173.31	866.11	0.00	0.00	0.00	0.00%
043-370-303	LOCAL FUNDING	140,678.02	112,943.56	103,458.71	116,605.00	129,961.00	13,356.00	11.45%
043-370-399	MISCELLANEOUS	0.00	185.50	0.00	0.00	0.00	0.00	0.00%
043-370-411	REFUNDS	0.00	279.50	0.00	0.00	0.00	0.00	0.00%
043-370-898	CASH RESERVES	0.00	0.00	0.00	15,000.00	25,000.00	10,000.00	66.67%
043-370-901	OPERATING TRANSFERS IN	106,112.93	108,514.42	112,032.62	112,033.00	124,866.00	12,833.00	11.45%
043-370-905	PROBATION FEES	75.00	0.00	0.00	0.00	0.00	0.00	0.00%
043-370-942	SALARY TRANSFER	153,998.04	153,998.04	141,164.87	153,998.00	153,998.00	0.00	0.00%
	Total Revenue:	401,066.36	376,094.33	357,522.31	397,636.00	433,825.00	36,189.00	9.10%

Expense

043-571-103	DEPT PERSONNEL SALARY	235,468.19	237,781.69	213,462.12	241,264.00	246,264.00	5,000.00	2.07%
043-571-120	LONGEVITY PAY	0.00	0.00	0.00	0.00	13,250.00	13,250.00	0.00%
043-571-160	BOARD & FO EXPENSE	15,000.00	15,000.00	15,000.00	15,000.00	25,000.00	10,000.00	66.67%
043-571-201	SOCIAL SECURITY	14,777.44	14,912.09	13,421.02	15,889.00	17,640.00	1,751.00	11.02%
043-571-202	GROUP INSURANCE	33,127.20	35,246.31	34,240.14	37,500.00	39,255.00	1,755.00	4.68%
043-571-203	RETIREMENT	34,377.00	34,697.56	31,235.99	36,492.00	40,515.00	4,023.00	11.02%
043-571-204	WORKMEN'S COMPENSATION	2,976.00	2,432.83	747.00	663.00	663.00	0.00	0.00%
043-571-205	MEDICARE	3,455.80	3,487.46	3,138.85	3,716.00	4,126.00	410.00	11.03%
043-571-206	UNEMPLOYMENT INSURANCE	63.18	4.85	18.59	600.00	600.00	0.00	0.00%
043-571-305	OPERATING EXPENSE	5,641.70	2,695.77	2,313.33	10,380.00	10,380.00	0.00	0.00%
043-571-351	NON RESIDENTIAL	0.00	51.82	218.74	7,730.00	7,730.00	0.00	0.00%
043-571-400	DUES & BONDS	0.00	100.00	100.00	500.00	500.00	0.00	0.00%
043-571-420	COMMUNICATION	1,940.88	2,111.88	1,902.89	1,940.00	1,940.00	0.00	0.00%
043-571-425	TRANSPORTATION	2,256.13	6,390.74	6,878.59	16,730.00	16,730.00	0.00	0.00%
043-571-427	TRAINING	712.95	115.00	1,632.00	1,632.00	1,632.00	0.00	0.00%
043-571-482	INSURANCE	229.00	231.00	225.00	600.00	600.00	0.00	0.00%
043-571-560	INVENTORY	10,171.44	1,163.12	1,139.98	0.00	0.00	0.00	0.00%

Budget Comparison Report

Account Number	Description	FY 2021 Total Activity	FY 2022 Total Activity	FY 2023 YTD Activity Through Aug	Comparison 1		Comparison 1		Increase / (Decrease)	%
					Parent Budget	FY 2023 Approved Budg...	Budget	Budget		
<u>043-571-802</u>	AUDIT	7,000.00	0.00	8,000.00	7,000.00	7,000.00	7,000.00	0.00	0.00%	
	Total Expense:	367,196.91	356,422.12	333,674.24	397,636.00	433,825.00	36,189.00	9.10%		
	Total Fund: 043 - COUNTY JUVENILE PROBATION:	33,869.45	19,672.21	23,848.07	0.00	0.00	0.00	0.00%		
	Fund: 048 - COURT REPORTER SVC FEE FUND									
	Revenue									
<u>048-351-409</u>	COUNTY CLERK COURT REPORT	2,106.00	3,334.00	3,097.00	0.00	0.00	0.00	0.00%		
<u>048-354-409</u>	DISTRICT CLERK COURT REPORT	3,165.00	4,424.50	5,684.00	0.00	0.00	0.00	0.00%		
	Total Revenue:	5,271.00	7,758.50	8,781.00	0.00	0.00	0.00	0.00%		
	Expense									
<u>048-437-311</u>	SOFTWARE	699.00	699.00	0.00	0.00	0.00	0.00	0.00%		
<u>048-437-485</u>	VISITING COURT REPORTER	0.00	0.00	5,850.97	0.00	0.00	0.00	0.00%		
	Total Expense:	699.00	699.00	5,850.97	0.00	0.00	0.00	0.00%		
	Total Fund: 048 - COURT REPORTER SVC FEE FUND:	4,572.00	7,059.50	2,930.03	0.00	0.00	0.00	0.00%		
	Fund: 049 - SUPPLEMENT GUARDIANSHIP FEE									
	Revenue									
<u>049-351-407</u>	CO CLERK SUPP GUARDIANSHIP	2,540.00	3,560.00	3,270.00	0.00	0.00	0.00	0.00%		
	Total Revenue:	2,540.00	3,560.00	3,270.00	0.00	0.00	0.00	0.00%		
	Total Fund: 049 - SUPPLEMENT GUARDIANSHIP FEE:	2,540.00	3,560.00	3,270.00	0.00	0.00	0.00	0.00%		
	Fund: 050 - FAMILY PROTECTION FEE ACCT									
	Revenue									
<u>050-354-705</u>	DISTRICT CLERK REVENUE	1,920.00	510.00	0.00	0.00	0.00	0.00	0.00%		
	Total Revenue:	1,920.00	510.00	0.00	0.00	0.00	0.00	0.00%		
	Total Fund: 050 - FAMILY PROTECTION FEE ACCT:	1,920.00	510.00	0.00	0.00	0.00	0.00	0.00%		
	Fund: 051 - Court Facility Fund									
	Revenue									
<u>051-351-400</u>	COUNTY CLERK FEES	0.00	1,940.00	2,380.00	0.00	0.00	0.00	0.00%		
<u>051-354-700</u>	DISTRICT CLERK FEES	0.00	2,711.60	4,523.20	0.00	0.00	0.00	0.00%		
	Total Revenue:	0.00	4,651.60	6,903.20	0.00	0.00	0.00	0.00%		
	Total Fund: 051 - Court Facility Fund:	0.00	4,651.60	6,903.20	0.00	0.00	0.00	0.00%		
	Fund: 052 - LAW LIBRARY FUND									
	Revenue									
<u>052-351-405</u>	COUNTY CLERK LAW LIBRARY F	4,690.00	5,145.00	4,165.00	6,000.00	6,000.00	0.00	0.00%		
<u>052-354-708</u>	DISTRICT CLERK LAW LIBRARY I	0.00	5,480.30	7,915.60	8,000.00	8,000.00	0.00	0.00%		
	Total Revenue:	4,690.00	10,625.30	12,080.60	14,000.00	14,000.00	0.00	0.00%		

Budget Comparison Report

Account Number	Expense	FY 2021 Total Activity	FY 2022 Total Activity	FY 2023 YTD Activity Through Aug	Comparison 1		Comparison 1		%	
					Parent Budget	FY 2023 Approved Budg...	Budget	FY 2024 Proposed Budget		Budget
052-575-500	LAW LIBRARY EXPENSE	7,201.00	7,916.00	2,038.00	14,000.00	14,000.00	0.00	0.00%		
	Total Expense:	7,201.00	7,916.00	2,038.00	14,000.00	14,000.00	0.00	0.00%		
Fund: 054 - COURTHOUSE DOME FUND		-2,511.00	2,709.30	10,042.60	0.00	0.00	0.00	0.00%		
054-370-120	INTEREST	6.23	0.00	0.00	0.00	0.00	0.00	0.00%		
	Total Revenue:	6.23	0.00	0.00	0.00	0.00	0.00	0.00%		
054-652-305	OPERATING EXPENSE	35,403.42	0.00	0.00	0.00	0.00	0.00	0.00%		
	Total Expense:	35,403.42	0.00	0.00	0.00	0.00	0.00	0.00%		
Total Fund: 054 - COURTHOUSE DOME FUND:		-35,397.19	0.00	0.00	0.00	0.00	0.00	0.00%		
Fund: 055 - HISTORICAL COMMISSION										
055-370-120	INTEREST EARNED	11.93	10.11	52.49	0.00	0.00	0.00	0.00%		
055-370-310	MISC. REVENUE	61.20	0.00	0.00	0.00	0.00	0.00	0.00%		
	Total Revenue:	73.13	10.11	52.49	0.00	0.00	0.00	0.00%		
055-652-305	OPERATING EXPENSE	0.00	0.00	4,000.00	0.00	0.00	0.00	0.00%		
	Total Expense:	0.00	0.00	4,000.00	0.00	0.00	0.00	0.00%		
Total Fund: 055 - HISTORICAL COMMISSION:		73.13	10.11	-3,947.51	0.00	0.00	0.00	0.00%		
Fund: 056 - JP COURTHOUSE SECURITY										
056-370-119	TEX POOL INTEREST	6.48	89.20	428.58	0.00	0.00	0.00	0.00%		
	Total Revenue:	6.48	89.20	428.58	0.00	0.00	0.00	0.00%		
056-436-510	COURTHOUSE SECURITY EXPEN	2,957.54	396.62	0.00	0.00	0.00	0.00	0.00%		
	Total Expense:	2,957.54	396.62	0.00	0.00	0.00	0.00	0.00%		
Total Fund: 056 - JP COURTHOUSE SECURITY:		-2,951.06	-307.42	428.58	0.00	0.00	0.00	0.00%		
Fund: 057 - Specialty Court Account										
057-351-400	COUNTY CLERK FEES	654.00	1,041.00	817.00	0.00	0.00	0.00	0.00%		
057-354-700	DISTRICT CLERK FEES	569.00	1,150.00	760.00	0.00	0.00	0.00	0.00%		
	Total Revenue:	1,223.00	2,191.00	1,577.00	0.00	0.00	0.00	0.00%		
Total Fund: 057 - Specialty Court Account:		1,223.00	2,191.00	1,577.00	0.00	0.00	0.00	0.00%		

Budget Comparison Report

Account Number	FY 2022 Total Activity	FY 2023 YTD Activity Through Aug	Comparison 1		Comparison 1 to Parent Budget	Increase / (Decrease)	%
			Parent Budget	FY 2023 Approved Budg...			
Fund: 058 - Language Access Fund							
Revenue							
058-351-400	0.00	291.00	357.00	0.00	0.00	0.00%	
058-354-700	0.00	406.74	678.48	0.00	0.00	0.00%	
	Total Revenue:	697.74	1,035.48	0.00	0.00	0.00%	
	Total Fund: 058 - Language Access Fund:	0.00	697.74	1,035.48	0.00	0.00%	
Fund: 061 - ANNEX SINKING FUND							
Revenue							
061-310-110	321,440.37	318,561.12	42,139.89	41,532.00	41,532.00	0.00%	
061-310-111	6,074.61	5,848.30	902.75	4,000.00	4,000.00	0.00%	
061-310-116	5,038.71	3,923.79	795.10	3,000.00	3,000.00	0.00%	
061-370-119	49.91	707.29	2,170.85	0.00	0.00	0.00%	
061-370-120	165.00	164.31	335.68	1,500.00	1,500.00	0.00%	
061-370-898	0.00	0.00	0.00	248,982.00	248,982.00	0.00%	
	Total Revenue:	332,768.60	329,204.81	46,344.27	299,014.00	0.00%	
Expense							
061-610-619	275,000.00	285,000.00	295,000.00	295,000.00	295,000.00	0.00%	
061-610-659	16,596.25	10,433.75	3,613.75	3,614.00	3,614.00	0.00%	
061-610-699	400.00	400.00	0.00	400.00	400.00	0.00%	
	Total Expense:	291,996.25	295,833.75	298,613.75	299,014.00	0.00%	
	Total Fund: 061 - ANNEX SINKING FUND:	40,772.35	33,371.06	-252,269.48	0.00	0.00%	
Fund: 070 - F-M RIGHT OF WAY FUND							
Revenue							
070-310-110	9,290.89	9,595.19	9,220.37	9,230.00	9,957.00	7.88%	
070-310-111	175.98	175.00	140.68	200.00	200.00	0.00%	
070-310-116	145.94	117.90	115.09	75.00	75.00	0.00%	
070-370-119	45.90	647.78	3,440.68	0.00	0.00	0.00%	
070-370-120	90.41	97.08	579.96	1,500.00	1,500.00	0.00%	
	Total Revenue:	9,749.12	10,632.95	13,496.78	11,732.00	6.61%	
Expense							
070-625-551	0.00	0.00	0.00	11,005.00	11,732.00	7.27.00	6.61%
	Total Expense:	0.00	0.00	11,005.00	11,732.00	727.00	6.61%
	Total Fund: 070 - F-M RIGHT OF WAY FUND:	9,749.12	10,632.95	13,496.78	0.00	0.00%	
Fund: 075 - 3-4 RD. OPERATING FUND							
Revenue							
075-370-119	240.98	0.00	0.00	0.00	0.00	0.00%	
	Total Fund: 075 - 3-4 RD. OPERATING FUND:	240.98	0.00	0.00	0.00	0.00%	

Budget Comparison Report

Account Number	FY 2021 Total Activity	FY 2022 Total Activity	FY 2023 YTD Activity Through Aug	Comparison 1		Comparison 1		Increase / (Decrease)	%
				Parent Budget	FY 2023 Approved Budg...	Budget	FY 2024 Proposed Budget		
<u>075-370-120</u>									
INTEREST EARNED									
Total Revenue:	75.93	0.07	0.34	0.00	0.00	0.00	0.00	0.00	0.00%
Total Revenue:	316.91	0.07	0.34	0.00	0.00	0.00	0.00	0.00%	0.00%
<u>075-626-901</u>									
EXPENSE									
TRANSFER									
Total Expense:	488,842.12	0.00	0.00	0.00	0.00	0.00	0.00	0.00	0.00%
Total Expense:	488,842.12	0.00	0.00	0.00	0.00	0.00	0.00	0.00	0.00%
Total Fund: 075 - 3-4 RD. OPERATING FUND:	-488,525.21	0.07	0.34	0.00	0.00	0.00	0.00	0.00	0.00%
Fund: 081 - CONSTABLE 1 LEOSE FUND									
Revenue									
<u>081-358-398</u>									
LEOSE FUNDS									
Total Revenue:	642.52	554.65	564.76	0.00	0.00	0.00	0.00	0.00	0.00%
Total Revenue:	642.52	554.65	564.76	0.00	0.00	0.00	0.00	0.00	0.00%
Expense									
<u>081-551-426</u>									
LEOSE EXPENSE									
Total Expense:	385.00	1,837.22	0.00	0.00	0.00	0.00	0.00	0.00	0.00%
Total Expense:	385.00	1,837.22	0.00	0.00	0.00	0.00	0.00	0.00	0.00%
Total Fund: 081 - CONSTABLE 1 LEOSE FUND:	257.52	-1,282.57	564.76	0.00	0.00	0.00	0.00	0.00	0.00%
Fund: 082 - CONSTABLE 2 LEOSE FUND									
Revenue									
<u>082-358-398</u>									
LEOSE FUNDS									
Total Revenue:	642.52	554.65	564.76	0.00	0.00	0.00	0.00	0.00	0.00%
Total Revenue:	642.52	554.65	564.76	0.00	0.00	0.00	0.00	0.00	0.00%
Expense									
<u>082-552-426</u>									
LEOSE EXPENSE									
Total Expense:	265.00	883.00	355.00	0.00	0.00	0.00	0.00	0.00	0.00%
Total Expense:	265.00	883.00	355.00	0.00	0.00	0.00	0.00	0.00	0.00%
Total Fund: 082 - CONSTABLE 2 LEOSE FUND:	377.52	-328.35	209.76	0.00	0.00	0.00	0.00	0.00	0.00%
Fund: 083 - SO LEOSE FUND									
Revenue									
<u>083-355-398</u>									
LEOSE FUNDS									
Total Revenue:	2,121.51	1,838.83	1,914.36	0.00	0.00	0.00	0.00	0.00	0.00%
Total Revenue:	2,121.51	1,838.83	1,914.36	0.00	0.00	0.00	0.00	0.00	0.00%
Expense									
<u>083-560-426</u>									
LEOSE EXPENSE									
Total Expense:	0.00	1,097.00	3,850.00	0.00	0.00	0.00	0.00	0.00	0.00%
Total Expense:	0.00	1,097.00	3,850.00	0.00	0.00	0.00	0.00	0.00	0.00%
Total Fund: 083 - SO LEOSE FUND:	2,121.51	741.83	-1,935.64	0.00	0.00	0.00	0.00	0.00	0.00%
Fund: 084 - DA LEOSE FUND									
Revenue									
<u>084-356-398</u>									
LEOSE FUNDS									
Total Revenue:	615.98	546.58	564.76	0.00	0.00	0.00	0.00	0.00	0.00%
Total Revenue:	615.98	546.58	564.76	0.00	0.00	0.00	0.00	0.00	0.00%
Total Fund: 084 - DA LEOSE FUND:	615.98	546.58	564.76	0.00	0.00	0.00	0.00	0.00	0.00%

Budget Comparison Report

Account Number	FY 2021 Total Activity	FY 2022 Total Activity	FY 2023 YTD Activity Through Aug	Comparison 1		Increase / (Decrease)	%
				Parent Budget	Budget		
Fund: 085 - COUNTY CLERK ARCHIVE FUND							
Revenue							
085-351-410	71,140.00	74,880.00	51,527.00	50,000.00	50,000.00	0.00	0.00%
085-370-119	105.22	1,489.23	7,909.72	0.00	0.00	0.00	0.00%
Total Revenue:	71,245.22	76,369.23	59,436.72	50,000.00	50,000.00	0.00	0.00%
Expense							
085-403-305	0.00	35,000.00	0.00	50,000.00	50,000.00	0.00	0.00%
Total Expense:	0.00	35,000.00	0.00	50,000.00	50,000.00	0.00	0.00%
Total Fund: 085 - COUNTY CLERK ARCHIVE FUND:	71,245.22	41,369.23	59,436.72	0.00	0.00	0.00	0.00%
Fund: 086 - DIST CLERK ARCHIVE FUND							
Revenue							
086-354-410	3,280.00	1,480.00	410.00	3,000.00	3,000.00	0.00	0.00%
086-354-898	0.00	0.00	0.00	2,000.00	2,000.00	0.00	0.00%
086-370-119	4.63	67.05	355.79	0.00	0.00	0.00	0.00%
086-370-120	0.00	0.00	0.00	150.00	150.00	0.00	0.00%
Total Revenue:	3,284.63	1,547.05	765.79	5,150.00	5,150.00	0.00	0.00%
Expense							
086-450-305	2,897.50	4,641.66	0.00	5,150.00	5,150.00	0.00	0.00%
Total Expense:	2,897.50	4,641.66	0.00	5,150.00	5,150.00	0.00	0.00%
Total Fund: 086 - DIST CLERK ARCHIVE FUND:	387.13	-3,094.61	765.79	0.00	0.00	0.00	0.00%
Fund: 087 - CO CLERK TECH FUND							
Revenue							
087-370-119	1.25	22.00	118.61	0.00	0.00	0.00	0.00%
087-370-120	3.75	3.77	21.60	50.00	50.00	0.00	0.00%
087-370-131	192.00	232.00	172.00	300.00	300.00	0.00	0.00%
087-370-898	0.00	0.00	0.00	1,050.00	1,050.00	0.00	0.00%
Total Revenue:	197.00	257.77	312.21	1,400.00	1,400.00	0.00	0.00%
Expense							
087-403-305	0.00	149.00	0.00	1,400.00	1,400.00	0.00	0.00%
Total Expense:	0.00	149.00	0.00	1,400.00	1,400.00	0.00	0.00%
Total Fund: 087 - CO CLERK TECH FUND:	197.00	108.77	312.21	0.00	0.00	0.00	0.00%
Fund: 089 - DIST CLERK TECH FUND							
Revenue							
089-370-119	3.82	59.71	316.20	0.00	0.00	0.00	0.00%
089-370-120	20.57	19.62	108.22	150.00	150.00	0.00	0.00%
089-370-132	2,963.00	1,591.00	564.00	3,000.00	3,000.00	0.00	0.00%

Budget Comparison Report

Account Number	FY 2021 Total Activity	FY 2022 Total Activity	FY 2023 YTD Activity Through Aug	Comparison 1		Increase / (Decrease)	%
				Parent Budget	Budget		
089-370-898							
CASH RESERVES	0.00	0.00	0.00	2,850.00	2,850.00	0.00	0.00%
Total Revenue:	2,987.39	1,670.33	988.42	6,000.00	6,000.00	0.00	0.00%
Expense							
089-992-305	449.00	2,006.20	341.61	5,000.00	5,000.00	0.00	0.00%
089-992-420	0.00	0.00	0.00	1,000.00	1,000.00	0.00	0.00%
Total Expense:	449.00	2,006.20	341.61	6,000.00	6,000.00	0.00	0.00%
Total Fund: 089 - DIST CLERK TECH FUND:	2,538.39	-335.87	646.81	0.00	0.00	0.00	0.00%
Fund: 090 - JP TECHNOLOGY FUND							
Revenue							
090-370-119	11.75	163.61	619.94	300.00	300.00	0.00	0.00%
090-370-120	14.57	8.01	31.06	150.00	150.00	0.00	0.00%
090-370-127	1,349.90	1,244.00	792.00	1,500.00	1,500.00	0.00	0.00%
090-370-128	1,597.97	1,927.85	1,470.40	2,000.00	2,000.00	0.00	0.00%
090-370-898	0.00	0.00	0.00	7,750.00	7,750.00	0.00	0.00%
Total Revenue:	2,974.19	3,343.47	2,913.40	11,700.00	11,700.00	0.00	0.00%
Expense							
090-990-305	2,588.22	1,567.89	686.07	2,839.00	4,000.00	1,161.00	40.89%
090-990-311	4,788.05	8,536.64	5,360.54	5,361.00	4,200.00	-1,161.00	-21.66%
090-990-560	4,260.48	1,829.11	0.00	3,500.00	3,500.00	0.00	0.00%
Total Expense:	11,636.75	11,933.64	6,046.61	11,700.00	11,700.00	0.00	0.00%
Total Fund: 090 - JP TECHNOLOGY FUND:	-8,662.56	-8,590.17	-3,133.21	0.00	0.00	0.00	0.00%
Fund: 091 - OPIOID ABATEMENT FUND							
Revenue							
091-370-899	0.00	0.00	29,758.31	0.00	0.00	0.00	0.00%
Total Revenue:	0.00	0.00	29,758.31	0.00	0.00	0.00	0.00%
Expense							
091-409-570	0.00	0.00	17,100.00	0.00	0.00	0.00	0.00%
Total Expense:	0.00	0.00	17,100.00	0.00	0.00	0.00	0.00%
Total Fund: 091 - OPIOID ABATEMENT FUND:	0.00	0.00	12,658.31	0.00	0.00	0.00	0.00%
Fund: 092 - STATE FEES							
Revenue							
092-823-127	132.00	86.00	32.00	0.00	0.00	0.00	0.00%
092-823-128	178.18	177.13	103.06	0.00	0.00	0.00	0.00%
092-831-127	275.00	162.50	50.00	0.00	0.00	0.00	0.00%
092-831-128	659.00	237.50	225.00	0.00	0.00	0.00	0.00%
092-831-400	112.50	62.50	25.00	0.00	0.00	0.00	0.00%

Budget Comparison Report

Account Number		Comparison 1				Comparison 1 to Parent Budget	%	
		Budget		Budget				
		FY 2023	FY 2024	FY 2023	FY 2024			
		Total Activity	Total Activity	YTD Activity Through Aug	Approved Budg...	Proposed Budget	Increase / (Decrease)	
092-831-700	DISTRICT CLERK	87.50	96.50	37.50	0.00	0.00	0.00	0.00%
092-832-127	JP #1 FEES	1,420.00	900.00	380.00	0.00	0.00	0.00	0.00%
092-832-128	JP #2 FEES	2,685.00	1,766.00	1,351.50	0.00	0.00	0.00	0.00%
092-835-400	BIRTH CERTIFICATES	1,531.80	1,512.00	1,513.80	0.00	0.00	0.00	0.00%
092-835-401	REMOTE ACCESS BIRTH	1,061.40	1,054.08	1,085.19	0.00	0.00	0.00	0.00%
092-836-400	MARRIAGE LICENSES	4,512.50	4,262.00	3,955.00	0.00	0.00	0.00	0.00%
092-837-700	DISTRICT COURT FEE	56.00	28.00	0.00	0.00	0.00	0.00	0.00%
092-838-400	DRUG COURT COST FEE	447.00	261.00	54.00	0.00	0.00	0.00	0.00%
092-838-700	DRUG COURT COST FEE DIST	893.00	468.00	270.00	0.00	0.00	0.00	0.00%
092-839-400	COUNTY CLERK INDIGENT DEF	1,412.00	508.00	4.00	0.00	0.00	0.00	0.00%
092-839-700	DISTRICT CLERK INDIGENT DEF	2,168.00	1,212.00	416.00	0.00	0.00	0.00	0.00%
092-840-127	JP #1 ARREST FEES	1,692.50	1,560.00	410.00	0.00	0.00	0.00	0.00%
092-840-128	JP #2 ARREST FEES	0.00	166.28	0.00	0.00	0.00	0.00	0.00%
092-840-137	JP #1 WARRANT FEES	0.00	5.00	0.00	0.00	0.00	0.00	0.00%
092-840-400	COUNTY COURT ARREST FEES	70.00	20.00	10.00	0.00	0.00	0.00	0.00%
092-840-700	DIST CLERK DPS ARREST FEE	220.00	291.00	190.00	0.00	0.00	0.00	0.00%
092-840-707	DIST CLERK DPS WARRANT FE	1,736.00	1,104.00	924.00	0.00	0.00	0.00	0.00%
092-844-127	JP #1 COURT TRAINING FEE	425.00	420.00	465.00	0.00	0.00	0.00	0.00%
092-844-128	JP #2 COURT TRAINING FEE	805.00	950.00	845.00	0.00	0.00	0.00	0.00%
092-844-400	COUNTY CLERK TRAINING FEE	690.00	250.00	0.00	0.00	0.00	0.00	0.00%
092-844-700	DISTRICT CLERK TRAINING FEE	1,570.00	660.00	150.00	0.00	0.00	0.00	0.00%
092-845-127	JP #1	510.00	504.00	558.00	0.00	0.00	0.00	0.00%
092-845-128	JP #2	966.00	1,140.00	1,014.00	0.00	0.00	0.00	0.00%
092-845-400	COUNTY CLERK	625.00	235.00	0.00	0.00	0.00	0.00	0.00%
092-845-700	DISTRICT CLERK	280.00	440.00	270.00	0.00	0.00	0.00	0.00%
092-846-700	DISTRICT CLERK	5,760.00	1,530.00	0.00	0.00	0.00	0.00	0.00%
092-847-700	DISTRICT CLERK	7,450.00	4,700.00	1,758.00	0.00	0.00	0.00	0.00%
092-848-400	CIVIL JUDICIAL FILING FEES	5,360.00	2,000.00	0.00	0.00	0.00	0.00	0.00%
092-849-400	CRIMINAL JUDICIAL FILING FEE	45.00	0.00	0.00	0.00	0.00	0.00	0.00%
092-850-128	JP #2 FEES	1,997.49	2,248.51	1,838.01	0.00	0.00	0.00	0.00%
092-860-127	JP #1 FEES	672.00	464.00	216.00	0.00	0.00	0.00	0.00%
092-860-128	JP #2 FEES	1,101.44	849.36	532.03	0.00	0.00	0.00	0.00%
092-860-400	COUNTY CLERK CIVIL FEES	5,628.00	2,100.00	0.00	0.00	0.00	0.00	0.00%
092-860-404	COUNTY CLERK FEES CRIMINAL	96.00	24.00	6.00	0.00	0.00	0.00	0.00%
092-860-700	DISTRICT CLERK FEES CIVIL	11,629.00	5,770.00	1,722.00	0.00	0.00	0.00	0.00%
092-861-127	DISTRICT CLERK FEES CRIMINAL	150.00	101.00	48.00	0.00	0.00	0.00	0.00%
092-861-128	JP 1 FEES	0.00	550.00	930.00	0.00	0.00	0.00	0.00%
092-861-400	JP 2 FEE	0.00	1,380.00	1,690.00	0.00	0.00	0.00	0.00%
092-861-400	COUNTY CLERK	4,015.00	1,500.00	0.00	0.00	0.00	0.00	0.00%

Budget Comparison Report

Account Number		Comparison 1				Comparison 1		%
		Budget		to Parent Budget		Increase / (Decrease)		
		FY 2021 Total Activity	FY 2022 Total Activity	FY 2023 YTD Activity Through Aug	FY 2023 Approved Budg...	FY 2024 Proposed Budget		
092-861-700	DISTRICT CLERK	9,732.34	4,419.83	1,190.00	0.00	0.00	0.00%	
092-862-400	COUNTY CLERK	55.00	20.00	5.00	0.00	0.00	0.00%	
092-862-700	DISTRICT CLERK	150.00	55.00	55.00	0.00	0.00	0.00%	
092-863-400	COUNTY CLERK	-85.00	0.00	45.00	0.00	0.00	0.00%	
092-863-700	DISTRICT CLERK	85.00	0.00	115.00	0.00	0.00	0.00%	
092-864-400	COUNTY CLERK FEES	0.00	1,455.00	1,785.00	0.00	0.00	0.00%	
092-864-700	DISTRICT CLERK FEES	0.00	2,033.70	3,392.40	0.00	0.00	0.00%	
092-870-127	JP #1 FEES	336.00	236.00	116.00	0.00	0.00	0.00%	
092-870-128	JP #2 FEES	566.67	424.67	266.03	0.00	0.00	0.00%	
092-870-400	COUNTY COURT FEES	190.00	133.00	71.00	0.00	0.00	0.00%	
092-960-127	JP #1 FINES	5,606.85	1,943.00	659.00	0.00	0.00	0.00%	
092-961-127	JP #1	1.70	1.50	0.60	0.00	0.00	0.00%	
092-961-128	JP #2	2.46	2.77	1.70	0.00	0.00	0.00%	
092-962-128	JP #1 50% \$100 SEAT BELT	20.00	220.00	75.00	0.00	0.00	0.00%	
092-962-138	JP #2 50% \$100 SEAT BELT	168.95	62.50	5.00	0.00	0.00	0.00%	
092-964-127	JP #1	6,300.00	6,496.00	5,732.00	0.00	0.00	0.00%	
092-964-128	JP #2	7,420.00	10,058.29	8,885.00	0.00	0.00	0.00%	
092-964-400	COUNTY CLERK	1,100.00	2,150.00	1,550.00	0.00	0.00	0.00%	
092-965-200	SHERIFF	8,610.00	8,790.00	5,880.00	0.00	0.00	0.00%	
092-975-127	JP #1	63.25	0.00	0.00	0.00	0.00	0.00%	
092-975-128	JP #2	77.50	279.25	0.00	0.00	0.00	0.00%	
092-975-700	DISTRICT CLERK	0.00	0.00	126.00	0.00	0.00	0.00%	
092-976-127	JP #1	19,351.00	18,090.10	11,554.00	0.00	0.00	0.00%	
092-976-128	JP #2	21,546.06	27,231.71	21,328.24	0.00	0.00	0.00%	
092-976-400	COUNTY CLERK	1,024.00	382.00	83.00	0.00	0.00	0.00%	
092-976-700	DISTRICT CLERK	8,741.00	12,211.00	8,810.70	0.00	0.00	0.00%	
092-985-400	COUNTY CLERK	1,651.00	1,786.00	1,774.00	0.00	0.00	0.00%	
092-985-700	DISTRICT CLERK	0.00	500.00	200.00	0.00	0.00	0.00%	
092-986-400	COUNTY CLERK FEES	6,747.00	10,717.00	8,082.00	0.00	0.00	0.00%	
092-986-700	DISTRICT CLERK FEES	0.00	6,655.46	11,434.12	0.00	0.00	0.00%	
	Total Revenue:	170,585.09	160,109.14	116,298.88	0.00	0.00	0.00%	
Expense								
092-710-100	STATE TREASURER	149,159.60	144,446.33	121,639.85	0.00	0.00	0.00%	
092-710-200	BAIL BOND FEE REFUND	90.00	166.50	148.50	0.00	0.00	0.00%	
092-710-300	DEPT OF HEALTH/VITAL STATIS	1,020.06	1,077.87	1,087.02	0.00	0.00	0.00%	
092-710-901	TRANSFER	21,781.51	14,684.32	6,264.85	0.00	0.00	0.00%	
	Total Expense:	172,051.17	160,375.02	129,140.22	0.00	0.00	0.00%	
	Total Fund: 092 - STATE FEES:	-1,466.08	-265.88	-12,841.34	0.00	0.00	0.00%	

Budget Comparison Report

Account Number	Fund: 093 - GRANT FUNDS	Revenue	GRANT REVENUE	Total Revenue:	FY 2021	FY 2022	FY 2023	Parent Budget	FY 2024	Comparison 1	Comparison 1	%
					Total Activity	Total Activity	YTD Activity Through Aug	FY 2023 Approved Budg...	FY 2024 Proposed Budget	Increase / (Decrease)	to Parent Budget	
093-370-899			479,546.13	479,546.13	0.00	0.00	100,000.00	0.00	0.00	0.00	0.00	0.00%
Expense												
093-409-305			OPERATING EXPENSE	1,925.96	20,590.00	12,247.40	0.00	0.00	0.00	0.00	0.00	0.00%
093-409-909			PAY TO OTHER AGENCY	140,213.16	0.00	0.00	0.00	0.00	0.00	0.00	0.00	0.00%
093-435-311			SOFTWARE	0.00	19,545.61	0.00	0.00	0.00	0.00	0.00	0.00	0.00%
093-435-570			MACHINERY & EQUIPMENT	0.00	0.00	51,880.93	0.00	0.00	0.00	0.00	0.00	0.00%
093-476-305			OPERATING EXPENSE	0.00	0.00	3,200.00	0.00	0.00	0.00	0.00	0.00	0.00%
093-476-570			MACHINERY & EQUIPMENT	0.00	0.00	9,439.26	0.00	0.00	0.00	0.00	0.00	0.00%
093-490-104			ELECTION JUDGES SALARY	9,215.13	0.00	0.00	0.00	0.00	0.00	0.00	0.00	0.00%
093-490-305			OPERATING EXPENSE	4,968.25	0.00	23,000.00	0.00	0.00	0.00	0.00	0.00	0.00%
093-490-333			ELECTION SUPPLIES	854.75	0.00	0.00	0.00	0.00	0.00	0.00	0.00	0.00%
093-499-570			MACHINERY & EQUIPMENT	0.00	0.00	23,000.00	0.00	0.00	0.00	0.00	0.00	0.00%
093-510-570			MACHINERY & EQUIPMENT	0.00	0.00	9,300.00	0.00	0.00	0.00	0.00	0.00	0.00%
093-560-311			SOFTWARE	0.00	24,350.01	0.00	0.00	0.00	0.00	0.00	0.00	0.00%
093-560-411			FUEL	0.00	20,542.67	0.00	0.00	0.00	0.00	0.00	0.00	0.00%
093-565-570			MACHINERY & EQUIPMENT	0.00	125,116.37	0.00	0.00	0.00	0.00	0.00	0.00	0.00%
093-630-476			FIRE DEPARTMENTS	0.00	67,500.00	0.00	0.00	0.00	0.00	0.00	0.00	0.00%
Total Expense:				157,177.25	277,644.66	132,067.59	0.00	0.00	0.00	0.00	0.00	0.00%
Total Fund: 093 - GRANT FUNDS:				322,368.88	-277,644.66	-32,067.59	0.00	0.00	0.00	0.00	0.00	0.00%
Fund: 094 - PCT 1 FEMA ACCT												
Revenue												
094-372-112			FEDERAL PAYMENT	1,373,499.07	1,052,578.92	270,826.06	0.00	0.00	0.00	0.00	0.00	0.00%
Total Revenue:				1,373,499.07	1,052,578.92	270,826.06	0.00	0.00	0.00	0.00	0.00	0.00%
Expense												
094-612-435			GRAVEL	838,236.92	1,066,355.79	172,967.49	0.00	0.00	0.00	0.00	0.00	0.00%
094-612-902			FORCED ACCOUNT BILLING	530,821.41	272,260.74	97,858.57	0.00	0.00	0.00	0.00	0.00	0.00%
Total Expense:				1,369,058.33	1,338,616.53	270,826.06	0.00	0.00	0.00	0.00	0.00	0.00%
Total Fund: 094 - PCT 1 FEMA ACCT:				4,440.74	-286,037.61	0.00	0.00	0.00	0.00	0.00	0.00	0.00%
Fund: 095 - PCT 2 FEMA ACCT												
Revenue												
095-372-112			FEDERAL PAYMENTS	98,222.84	0.00	0.00	0.00	0.00	0.00	0.00	0.00	0.00%
Total Revenue:				98,222.84	0.00	0.00	0.00	0.00	0.00	0.00	0.00	0.00%
Expense												
095-613-435			GRAVEL	64,117.42	0.01	0.00	0.00	0.00	0.00	0.00	0.00	0.00%

Budget Comparison Report

Account Number	FY 2021 Total Activity	FY 2022 Total Activity	FY 2023 YTD Activity Through Aug	Comparison 1		Comparison 1		Increase / (Decrease)	%
				Parent Budget	FY 2023 Approved Budg...	Budget	FY 2024 Proposed Budget		
095-613-902									
	FORCED ACCOUNT BILLING								
	Total Expense:	34,105.40	0.00	0.00	0.00	0.00	0.00	0.00	0.00%
	Total Fund: 095 - PCT 2 FEMA ACCT:	0.02	-0.01	0.00	0.00	0.00	0.00	0.00	0.00%
	Fund: 096 - PCT 3 FEMA ACCT								
	Revenue								
096-372-112									
	FEDERAL PAYMENTS								
	Total Revenue:	1,066,457.08	577,921.38	14,875.69	0.00	0.00	0.00	0.00	0.00%
	Total Fund: 096 - PCT 3 FEMA ACCT:	0.00	0.00	0.00	0.00	0.00	0.00	0.00	0.00%
	Expense								
096-614-435									
	GRAVEL	954,648.36	490,362.17	14,875.69	0.00	0.00	0.00	0.00	0.00%
096-614-902									
	FORCED ACCOUNT BILLING	111,808.72	87,559.21	0.00	0.00	0.00	0.00	0.00	0.00%
	Total Expense:	1,066,457.08	577,921.38	14,875.69	0.00	0.00	0.00	0.00	0.00%
	Fund: 098 - FISCAL RECOVERY FUNDS								
	Revenue								
098-370-119									
	TEX POOL INTEREST	1,924,753.21	1,924,707.00	-46.21	0.00	0.00	0.00	0.00	0.00%
	Total Revenue:	1,924,753.21	1,924,707.00	-46.21	0.00	0.00	0.00	0.00	0.00%
	Expense								
098-409-305									
	OPERATING EXPENSE	0.00	0.00	363,401.71	0.00	0.00	0.00	0.00	0.00%
098-409-570									
	MACHINERY & EQUIPMENT	0.00	379,500.00	885,857.59	0.00	0.00	0.00	0.00	0.00%
	Total Expense:	0.00	379,500.00	1,249,259.30	0.00	0.00	0.00	0.00	0.00%
	Total Fund: 098 - FISCAL RECOVERY FUNDS:	1,924,753.21	1,545,207.00	-1,249,305.51	0.00	0.00	0.00	0.00	0.00%
	Report Total:	3,580,862.67	1,588,530.20	2,990,612.68	0.00	0.00	0.00	0.00	0.00%

Account Typ...	FY 2021 Total Activity	FY 2022 Total Activity	FY 2023 YTD Activity Through Aug	Comparison 1		Comparison 1	
				Parent Budget	Budget	to Parent Budget	%
Fund: 010 - GENERAL FUND							
Revenue	9,306,468.23	9,531,250.50	10,645,095.14	10,833,777.00	11,469,543.00	635,766.00	5.87%
Expense	8,372,282.12	9,474,560.13	7,936,031.87	10,833,777.00	11,469,543.00	635,766.00	5.87%
Total Fund: 010 - GENERAL FUND:	934,186.11	56,690.37	2,709,063.27	0.00	0.00	0.00	0.00%
Fund: 012 - INDIGENT HEALTH CARE FUND							
Revenue	496,836.40	511,208.81	480,812.72	533,913.00	570,288.00	36,375.00	6.81%
Expense	51,753.14	91,096.43	28,052.21	533,913.00	570,288.00	36,375.00	6.81%
Total Fund: 012 - INDIGENT HEALTH CARE FUND:	445,083.26	420,112.38	452,760.51	0.00	0.00	0.00	0.00%
Fund: 013 - GROUP INSURANCE BENEFIT							
Revenue	47,400.00	39,536.72	0.00	0.00	0.00	0.00	0.00%
Expense	51,000.00	51,850.00	-150.00	0.00	0.00	0.00	0.00%
Total Fund: 013 - GROUP INSURANCE BENEFIT:	-3,600.00	-12,313.28	150.00	0.00	0.00	0.00	0.00%
Fund: 015 - RECORD MANAGEMENT ACCT							
Revenue	71,714.00	77,733.45	60,136.40	45,000.00	45,000.00	0.00	0.00%
Expense	30,968.51	31,562.72	26,726.58	45,000.00	45,000.00	0.00	0.00%
Total Fund: 015 - RECORD MANAGEMENT ACCT:	40,745.49	46,170.73	33,409.82	0.00	0.00	0.00	0.00%
Fund: 016 - COURTHOUSE SECURITY FUND							
Revenue	13,914.83	19,210.90	19,829.53	24,000.00	24,000.00	0.00	0.00%
Expense	7,430.06	19,637.76	21,552.98	24,000.00	24,000.00	0.00	0.00%
Total Fund: 016 - COURTHOUSE SECURITY FUND:	6,484.77	-426.86	-1,723.45	0.00	0.00	0.00	0.00%
Fund: 017 - BVS PRESERVATION FUND							
Revenue	1,583.40	1,576.57	1,777.63	3,000.00	3,000.00	0.00	0.00%
Expense	2,813.75	2,125.50	1,537.37	3,000.00	3,000.00	0.00	0.00%
Total Fund: 017 - BVS PRESERVATION FUND:	-1,230.35	-548.93	240.26	0.00	0.00	0.00	0.00%
Fund: 018 - DIST CLERK REC MGMT & PRESV FUND							
Revenue	2,334.06	7,415.61	10,706.68	6,000.00	6,000.00	0.00	0.00%
Expense	2,319.23	5,455.63	4,873.81	6,000.00	6,000.00	0.00	0.00%
Total Fund: 018 - DIST CLERK REC MGMT & PRESV FUND:	14.83	1,959.98	5,832.87	0.00	0.00	0.00	0.00%
Fund: 019 - RECORDS PRESERVATION							
Revenue	4,144.67	3,153.44	3,596.69	46,365.00	6,300.00	-40,065.00	-86.41%
Expense	3,754.70	45,407.53	0.00	46,365.00	6,300.00	-40,065.00	-86.41%
Total Fund: 019 - RECORDS PRESERVATION:	389.97	-42,254.09	3,596.69	0.00	0.00	0.00	0.00%
Fund: 021 - R & B #1 FUND							
Revenue	794,312.18	856,703.27	1,066,226.62	1,087,633.00	1,368,457.00	280,824.00	25.82%
Expense	932,340.33	899,195.33	511,568.67	1,087,633.00	1,368,457.00	280,824.00	25.82%

Budget Comparison Report

Account Typ...	FY 2021		FY 2022		FY 2023		FY 2023		FY 2024		Comparison 1		Comparison 1	
	Total Activity	Total Activity	YTD Activity Through Aug	Approved Budget...	Proposed Budget	Increase / (Decrease)	%							
Fund: 022 - R & B #2 FUND	Total Fund: 021 - R & B #1 FUND:													
Revenue	1,270,482.59	942,861.36	967,649.26	1,091,100.00	1,058,649.00	-32,451.00	-2.97%							
Expense	1,022,320.63	856,124.39	690,289.96	1,086,552.00	1,058,649.00	-27,903.00	-2.57%							
	Total Fund: 022 - R & B #2 FUND:	248,161.96	86,736.97	277,359.30	4,548.00	0.00	-100.00%							
Fund: 023 - R & B #3 FUND	Total Fund: 023 - R & B #3 FUND:													
Revenue	1,096,810.20	838,798.06	977,117.26	1,211,644.00	968,457.00	-243,187.00	-20.07%							
Expense	1,151,793.35	716,765.99	879,881.57	1,216,192.00	968,457.00	-247,735.00	-20.37%							
	Total Fund: 023 - R & B #3 FUND:	-54,983.15	122,032.07	97,235.69	-4,548.00	0.00	4,548.00 -100.00%							
Fund: 024 - R & B #4 FUND	Total Fund: 024 - R & B #4 FUND:													
Revenue	1,285,744.75	985,837.61	924,019.73	1,096,633.00	1,124,489.00	27,856.00	2.54%							
Expense	1,032,888.46	1,015,119.13	601,242.54	1,096,633.00	1,124,489.00	27,856.00	2.54%							
	Total Fund: 024 - R & B #4 FUND:	252,856.29	-29,281.52	322,777.19	0.00	0.00	0.00%							
Fund: 026 - UNCLAIMED PROP/ECONOMIC DEV FUND	Total Fund: 026 - UNCLAIMED PROP/ECONOMIC DEV FUND:													
Revenue	19,929.73	147,363.59	790.88	0.00	0.00	0.00	0.00%							
Expense	15,000.00	150,000.00	0.00	0.00	0.00	0.00	0.00%							
	Total Fund: 026 - UNCLAIMED PROP/ECONOMIC DEV FUND:	4,929.73	-2,636.41	790.88	0.00	0.00	0.00%							
Fund: 027 - ELECTION FUND	Total Fund: 027 - ELECTION FUND:													
Revenue	7,541.01	9,372.61	10,010.73	3,226.00	3,226.00	0.00	0.00%							
Expense	0.00	2,799.90	0.00	3,226.00	3,226.00	0.00	0.00%							
	Total Fund: 027 - ELECTION FUND:	7,541.01	6,572.71	10,010.73	0.00	0.00	0.00%							
Fund: 028 - VSO JURY DONATIONS	Total Fund: 028 - VSO JURY DONATIONS:													
Revenue	0.00	0.00	147.00	0.00	0.00	0.00	0.00%							
Expense	0.00	0.00	147.00	0.00	0.00	0.00	0.00%							
	Total Fund: 028 - VSO JURY DONATIONS:	0.00	0.00	147.00	0.00	0.00	0.00%							
Fund: 031 - V I T COLLECTOR ACCOUNT	Total Fund: 031 - V I T COLLECTOR ACCOUNT:													
Revenue	5,340.49	10.11	-13,637.01	165.00	165.00	0.00	0.00%							
Expense	0.00	0.00	76.49	165.00	165.00	0.00	0.00%							
	Total Fund: 031 - V I T COLLECTOR ACCOUNT:	5,340.49	10.11	-13,713.50	0.00	0.00	0.00%							
Fund: 032 - S.O. FORFEITURE FUND	Total Fund: 032 - S.O. FORFEITURE FUND:													
Revenue	15.79	4,231.67	5,253.36	0.00	0.00	0.00	0.00%							
Expense	0.00	15,536.16	0.00	0.00	0.00	0.00	0.00%							
	Total Fund: 032 - S.O. FORFEITURE FUND:	15.79	-11,304.49	5,253.36	0.00	0.00	0.00%							
Fund: 033 - DIST ATTY FORFEITURE FUND	Total Fund: 033 - DIST ATTY FORFEITURE FUND:													
Revenue	15,611.69	21,114.09	18,495.33	169,589.00	167,059.00	-2,530.00	-1.49%							
Expense	64,858.03	124,828.38	36,083.56	169,589.00	167,059.00	-2,530.00	-1.49%							
	Total Fund: 033 - DIST ATTY FORFEITURE FUND:	-49,246.34	-103,714.29	-17,588.23	0.00	0.00	0.00%							

Budget Comparison Report

Account Type...	FY 2021 Total Activity	FY 2022 Total Activity	FY 2023 YTD Activity Through Aug	FY 2023 Approved Budget...	FY 2024 Proposed Budget	Comparison 1		Increase / (Decrease)	%
						Parent Budget	Budget		
Fund: 034 - PENDING FORFEITURE ACCT									
Revenue	36,058.96	7,069.53	182,412.67	0.00	0.00	0.00	0.00	0.00%	
Expense	46,353.04	4,021.16	196,317.73	0.00	0.00	0.00	0.00	0.00%	
Total Fund: 034 - PENDING FORFEITURE ACCT:	-10,294.08	3,048.37	-13,905.06	0.00	0.00	0.00	0.00	0.00%	
Fund: 035 - HOT CHECK FUND									
Revenue	73.12	157.62	272.66	3,000.00	3,000.00	0.00	0.00	0.00%	
Expense	0.00	0.00	350.00	3,000.00	3,000.00	0.00	0.00	0.00%	
Total Fund: 035 - HOT CHECK FUND:	73.12	157.62	-77.34	0.00	0.00	0.00	0.00	0.00%	
Fund: 036 - D.A. STATE FUND									
Revenue	31,109.50	21,650.34	0.00	46,020.00	27,500.00	-18,520.00	-40.24%		
Expense	27,499.94	27,499.94	24,326.87	46,020.00	27,500.00	-18,520.00	-40.24%		
Total Fund: 036 - D.A. STATE FUND:	3,609.56	-5,849.60	-24,326.87	0.00	0.00	0.00	0.00%		
Fund: 038 - DIST ATTY HOT CHECK FUND									
Revenue	2.12	37.62	197.66	0.00	0.00	0.00	0.00	0.00%	
Total Fund: 038 - DIST ATTY HOT CHECK FUND:	2.12	37.62	197.66	0.00	0.00	0.00	0.00%		
Fund: 039 - ESTRAY ACCOUNT									
Revenue	5,501.17	2,921.00	6,773.03	0.00	0.00	0.00	0.00	0.00%	
Expense	1,200.00	2,250.00	1,500.00	0.00	0.00	0.00	0.00	0.00%	
Total Fund: 039 - ESTRAY ACCOUNT:	4,301.17	671.00	5,273.03	0.00	0.00	0.00	0.00%		
Fund: 043 - COUNTY JUVENILE PROBATION									
Revenue	401,066.36	376,094.33	357,522.31	397,636.00	433,825.00	36,189.00	9.10%		
Expense	367,196.91	356,422.12	333,674.24	397,636.00	433,825.00	36,189.00	9.10%		
Total Fund: 043 - COUNTY JUVENILE PROBATION:	33,869.45	19,672.21	23,848.07	0.00	0.00	0.00	0.00%		
Fund: 048 - COURT REPORTER SVC FEE FUND									
Revenue	5,271.00	7,758.50	8,781.00	0.00	0.00	0.00	0.00%		
Expense	699.00	699.00	5,850.97	0.00	0.00	0.00	0.00%		
Total Fund: 048 - COURT REPORTER SVC FEE FUND:	4,572.00	7,059.50	2,930.03	0.00	0.00	0.00	0.00%		
Fund: 049 - SUPPLEMENT GUARDIANSHIP FEE									
Revenue	2,540.00	3,560.00	3,270.00	0.00	0.00	0.00	0.00%		
Total Fund: 049 - SUPPLEMENT GUARDIANSHIP FEE:	2,540.00	3,560.00	3,270.00	0.00	0.00	0.00	0.00%		
Fund: 050 - FAMILY PROTECTION FEE ACCT									
Revenue	1,920.00	510.00	0.00	0.00	0.00	0.00	0.00%		
Total Fund: 050 - FAMILY PROTECTION FEE ACCT:	1,920.00	510.00	0.00	0.00	0.00	0.00	0.00%		
Fund: 051 - Court Facility Fund									
Revenue	0.00	4,651.60	6,903.20	0.00	0.00	0.00	0.00%		
Total Fund: 051 - Court Facility Fund:	0.00	4,651.60	6,903.20	0.00	0.00	0.00	0.00%		

Budget Comparison Report

Account Typ...	FY 2021 Total Activity	FY 2022 Total Activity	FY 2023 YTD Activity Through Aug	FY 2023 Approved Budg...	FY 2024 Proposed Budget	Comparison 1 Budget	Comparison 1 to Parent Budget	%
Fund: 052 - LAW LIBRARY FUND								
Revenue	4,690.00	10,625.30	12,080.60	14,000.00	14,000.00	14,000.00	0.00	0.00%
Expense	7,201.00	7,916.00	2,038.00	14,000.00	14,000.00	14,000.00	0.00	0.00%
Total Fund: 052 - LAW LIBRARY FUND:	-2,511.00	2,709.30	10,042.60	0.00	0.00	0.00	0.00	0.00%
Fund: 054 - COURTHOUSE DOME FUND								
Revenue	6.23	0.00	0.00	0.00	0.00	0.00	0.00	0.00%
Expense	35,403.42	0.00	0.00	0.00	0.00	0.00	0.00	0.00%
Total Fund: 054 - COURTHOUSE DOME FUND:	-35,397.19	0.00	0.00	0.00	0.00	0.00	0.00	0.00%
Fund: 055 - HISTORICAL COMMISSION								
Revenue	73.13	10.11	52.49	0.00	0.00	0.00	0.00	0.00%
Expense	0.00	0.00	4,000.00	0.00	0.00	0.00	0.00	0.00%
Total Fund: 055 - HISTORICAL COMMISSION:	73.13	10.11	-3,947.51	0.00	0.00	0.00	0.00	0.00%
Fund: 056 - JP COURTHOUSE SECURITY								
Revenue	6.48	89.20	428.58	0.00	0.00	0.00	0.00	0.00%
Expense	2,957.54	396.62	0.00	0.00	0.00	0.00	0.00	0.00%
Total Fund: 056 - JP COURTHOUSE SECURITY:	-2,951.06	-307.42	428.58	0.00	0.00	0.00	0.00	0.00%
Fund: 057 - Specialty Court Account								
Revenue	1,223.00	2,191.00	1,577.00	0.00	0.00	0.00	0.00	0.00%
Total Fund: 057 - Specialty Court Account:	1,223.00	2,191.00	1,577.00	0.00	0.00	0.00	0.00	0.00%
Fund: 058 - Language Access Fund								
Revenue	0.00	697.74	1,035.48	0.00	0.00	0.00	0.00	0.00%
Total Fund: 058 - Language Access Fund:	0.00	697.74	1,035.48	0.00	0.00	0.00	0.00	0.00%
Fund: 061 - ANNEX SINKING FUND								
Revenue	332,768.60	329,204.81	46,344.27	299,014.00	299,014.00	299,014.00	0.00	0.00%
Expense	291,996.25	295,833.75	298,613.75	299,014.00	299,014.00	299,014.00	0.00	0.00%
Total Fund: 061 - ANNEX SINKING FUND:	40,772.35	33,371.06	-252,269.48	0.00	0.00	0.00	0.00	0.00%
Fund: 070 - F-M RIGHT OF WAY FUND								
Revenue	9,749.12	10,632.95	13,496.78	11,005.00	11,732.00	11,732.00	727.00	6.61%
Expense	0.00	0.00	0.00	11,005.00	11,732.00	11,732.00	727.00	6.61%
Total Fund: 070 - F-M RIGHT OF WAY FUND:	9,749.12	10,632.95	13,496.78	0.00	0.00	0.00	0.00	0.00%
Fund: 075 - 3-4 RD. OPERATING FUND								
Revenue	316.91	0.07	0.34	0.00	0.00	0.00	0.00	0.00%
Expense	488,842.12	0.00	0.00	0.00	0.00	0.00	0.00	0.00%
Total Fund: 075 - 3-4 RD. OPERATING FUND:	-488,525.21	0.07	0.34	0.00	0.00	0.00	0.00	0.00%
Fund: 081 - CONSTABLE 1 LEOSE FUND								
Revenue	642.52	554.65	564.76	0.00	0.00	0.00	0.00	0.00%

Budget Comparison Report

Account Typ...	FY 2021 Total Activity	FY 2022 Total Activity	FY 2023 YTD Activity Through Aug	FY 2023 Approved Budg...	FY 2024 Proposed Budget	Comparison 1 Budget	Comparison 1 to Parent Budget	Increase / (Decrease)	%
Fund: 081 - CONSTABLE 1 LEOSE FUND:									
Expense	385.00	1,837.22	0.00	0.00	0.00	0.00	0.00	0.00%	
Total Fund: 081 - CONSTABLE 1 LEOSE FUND:	257.52	-1,282.57	564.76	0.00	0.00	0.00	0.00	0.00%	
Fund: 082 - CONSTABLE 2 LEOSE FUND									
Revenue	642.52	554.65	564.76	0.00	0.00	0.00	0.00	0.00%	
Expense	265.00	883.00	355.00	0.00	0.00	0.00	0.00	0.00%	
Total Fund: 082 - CONSTABLE 2 LEOSE FUND:	377.52	-328.35	209.76	0.00	0.00	0.00	0.00	0.00%	
Fund: 083 - SO LEOSE FUND									
Revenue	2,121.51	1,838.83	1,914.36	0.00	0.00	0.00	0.00	0.00%	
Expense	0.00	1,097.00	3,850.00	0.00	0.00	0.00	0.00	0.00%	
Total Fund: 083 - SO LEOSE FUND:	2,121.51	741.83	-1,935.64	0.00	0.00	0.00	0.00	0.00%	
Fund: 084 - DA LEOSE FUND									
Revenue	615.98	546.58	564.76	0.00	0.00	0.00	0.00	0.00%	
Total Fund: 084 - DA LEOSE FUND:	615.98	546.58	564.76	0.00	0.00	0.00	0.00	0.00%	
Fund: 085 - COUNTY CLERK ARCHIVE FUND									
Revenue	71,245.22	76,369.23	59,436.72	50,000.00	50,000.00	50,000.00	0.00	0.00%	
Expense	0.00	35,000.00	0.00	50,000.00	50,000.00	50,000.00	0.00	0.00%	
Total Fund: 085 - COUNTY CLERK ARCHIVE FUND:	71,245.22	41,369.23	59,436.72	0.00	0.00	0.00	0.00	0.00%	
Fund: 086 - DIST CLERK ARCHIVE FUND									
Revenue	3,284.63	1,547.05	765.79	5,150.00	5,150.00	5,150.00	0.00	0.00%	
Expense	2,897.50	4,641.66	0.00	5,150.00	5,150.00	5,150.00	0.00	0.00%	
Total Fund: 086 - DIST CLERK ARCHIVE FUND:	387.13	-3,094.61	765.79	0.00	0.00	0.00	0.00	0.00%	
Fund: 087 - CO CLERK TECH FUND									
Revenue	197.00	257.77	312.21	1,400.00	1,400.00	1,400.00	0.00	0.00%	
Expense	0.00	149.00	0.00	1,400.00	1,400.00	1,400.00	0.00	0.00%	
Total Fund: 087 - CO CLERK TECH FUND:	197.00	108.77	312.21	0.00	0.00	0.00	0.00	0.00%	
Fund: 089 - DIST CLERK TECH FUND									
Revenue	2,987.39	1,670.33	988.42	6,000.00	6,000.00	6,000.00	0.00	0.00%	
Expense	449.00	2,006.20	341.61	6,000.00	6,000.00	6,000.00	0.00	0.00%	
Total Fund: 089 - DIST CLERK TECH FUND:	2,538.39	-335.87	646.81	0.00	0.00	0.00	0.00	0.00%	
Fund: 090 - JP TECHNOLOGY FUND									
Revenue	2,974.19	3,343.47	2,913.40	11,700.00	11,700.00	11,700.00	0.00	0.00%	
Expense	11,636.75	11,933.64	6,046.61	11,700.00	11,700.00	11,700.00	0.00	0.00%	
Total Fund: 090 - JP TECHNOLOGY FUND:	-8,662.56	-8,590.17	-3,133.21	0.00	0.00	0.00	0.00	0.00%	
Fund: 091 - OPIOID ABATEMENT FUND									
Revenue	0.00	0.00	29,758.31	0.00	0.00	0.00	0.00	0.00%	

Budget Comparison Report

Account Typ...	Total Fund: 091 - OPIOID ABATEMENT FUND:	Total Fund: 092 - STATE FEES:	Total Fund: 093 - GRANT FUNDS:	Total Fund: 094 - PCT 1 FEMA ACCT:	Total Fund: 095 - PCT 2 FEMA ACCT:	Total Fund: 096 - PCT 3 FEMA ACCT:	Comparison 1			Comparison 1 to Parent Budget	%
							Parent Budget	Budget	Budget		
							FY 2023 YTD Activity Through Aug	FY 2023 Approved Budg...	FY 2024 Proposed Budget	Increase / (Decrease)	
Expense	0.00	0.00	0.00	0.00	0.00	0.00	17,100.00	0.00	0.00	0.00	0.00%
	0.00	0.00	0.00	0.00	0.00	0.00	12,658.31	0.00	0.00	0.00	0.00%
Fund: 092 - STATE FEES											
Revenue		170,585.09	160,109.14	116,298.88	0.00	0.00		0.00	0.00	0.00	0.00%
Expense		172,051.17	160,375.02	129,140.22	0.00	0.00		0.00	0.00	0.00	0.00%
		-1,466.08	-265.88	-12,841.34	0.00	0.00		0.00	0.00	0.00	0.00%
Fund: 093 - GRANT FUNDS											
Revenue		479,546.13	0.00	100,000.00	0.00	0.00		0.00	0.00	0.00	0.00%
Expense		157,177.25	277,644.66	132,067.59	0.00	0.00		0.00	0.00	0.00	0.00%
		322,368.88	-277,644.66	-32,067.59	0.00	0.00		0.00	0.00	0.00	0.00%
Fund: 094 - PCT 1 FEMA ACCT											
Revenue		1,373,499.07	1,052,578.92	270,826.06	0.00	0.00		0.00	0.00	0.00	0.00%
Expense		1,369,058.33	1,338,616.53	270,826.06	0.00	0.00		0.00	0.00	0.00	0.00%
		4,440.74	-286,037.61	0.00	0.00	0.00		0.00	0.00	0.00	0.00%
Fund: 095 - PCT 2 FEMA ACCT											
Revenue		98,222.84	0.00	0.00	0.00	0.00		0.00	0.00	0.00	0.00%
Expense		98,222.82	0.01	0.00	0.00	0.00		0.00	0.00	0.00	0.00%
		0.02	-0.01	0.00	0.00	0.00		0.00	0.00	0.00	0.00%
Fund: 096 - PCT 3 FEMA ACCT											
Revenue		1,066,457.08	577,921.38	14,875.69	0.00	0.00		0.00	0.00	0.00	0.00%
Expense		1,066,457.08	577,921.38	14,875.69	0.00	0.00		0.00	0.00	0.00	0.00%
		0.00	0.00	0.00	0.00	0.00		0.00	0.00	0.00	0.00%
Fund: 098 - FISCAL RECOVERY FUNDS											
Revenue		1,924,753.21	1,924,707.00	-46.21	0.00	0.00		0.00	0.00	0.00	0.00%
Expense		0.00	379,500.00	1,249,259.30	0.00	0.00		0.00	0.00	0.00	0.00%
		1,924,753.21	1,545,207.00	-1,249,305.51	0.00	0.00		0.00	0.00	0.00	0.00%
	Report Total:	3,580,862.67	1,588,530.20	2,990,612.68	0.00	0.00		0.00	0.00	0.00	0.00%

Fund	FY 2021 Total Activity	FY 2022 Total Activity	FY 2023 YTD Activity Through Aug	Comparison 1		Comparison 1 Increase / Decrease	%
				Parent Budget FY 2023 Approved Budg...	Budget FY 2024 Proposed Budget		
010 - GENERAL FUND	934,186.11	56,690.37	2,709,063.27	0.00	0.00	0.00	0.00%
012 - INDIGENT HEALTH CARE FUND	445,083.26	420,112.38	452,760.51	0.00	0.00	0.00	0.00%
013 - GROUP INSURANCE BENEFIT	-3,600.00	-12,313.28	150.00	0.00	0.00	0.00	0.00%
015 - RECORD MANAGEMENT ACCT	40,745.49	46,170.73	33,409.82	0.00	0.00	0.00	0.00%
016 - COURTHOUSE SECURITY FUND	6,484.77	-426.86	-1,723.45	0.00	0.00	0.00	0.00%
017 - BVS PRESERVATION FUND	-1,230.35	-548.93	240.26	0.00	0.00	0.00	0.00%
018 - DIST CLERK REC MGMT & PRESV F...	14.83	1,959.98	5,832.87	0.00	0.00	0.00	0.00%
019 - RECORDS PRESERVATION	389.97	-42,254.09	3,596.69	0.00	0.00	0.00	0.00%
021 - R & B #1 FUND	-138,028.15	-42,492.06	554,657.95	0.00	0.00	0.00	0.00%
022 - R & B #2 FUND	248,161.96	86,736.97	277,359.30	4,548.00	0.00	-4,548.00	-100.00%
023 - R & B #3 FUND	-54,983.15	122,032.07	97,235.69	-4,548.00	0.00	4,548.00	-100.00%
024 - R & B #4 FUND	252,856.29	-29,281.52	322,777.19	0.00	0.00	0.00	0.00%
026 - UNCLAIMED PROP/ECONOMIC DEV ...	4,929.73	-2,636.41	790.88	0.00	0.00	0.00	0.00%
027 - ELECTION FUND	7,541.01	6,572.71	10,010.73	0.00	0.00	0.00	0.00%
028 - VSO JURY DONATIONS	0.00	0.00	147.00	0.00	0.00	0.00	0.00%
031 - V I T COLLECTOR ACCOUNT	5,340.49	10.11	-13,713.50	0.00	0.00	0.00	0.00%
032 - S.O. FORFEITURE FUND	15.79	-11,304.49	5,253.36	0.00	0.00	0.00	0.00%
033 - DIST ATTY FORFEITURE FUND	-49,246.34	-103,714.29	-17,588.23	0.00	0.00	0.00	0.00%
034 - PENDING FORFEITURE ACCT	-10,294.08	3,048.37	-13,905.06	0.00	0.00	0.00	0.00%
035 - HOT CHECK FUND	73.12	157.62	-77.34	0.00	0.00	0.00	0.00%
036 - D.A. STATE FUND	3,609.56	-5,849.60	-24,326.87	0.00	0.00	0.00	0.00%
038 - DIST ATTY HOT CHECK FUND	2.12	37.62	197.66	0.00	0.00	0.00	0.00%
039 - ESTRAY ACCOUNT	4,301.17	671.00	5,273.03	0.00	0.00	0.00	0.00%
043 - COUNTY JUVENILE PROBATION	33,869.45	19,672.21	23,848.07	0.00	0.00	0.00	0.00%
048 - COURT REPORTER SVC FEE FUND	4,572.00	7,059.50	2,930.03	0.00	0.00	0.00	0.00%
049 - SUPPLEMENT GUARDIANSHIP FEE	2,540.00	3,560.00	3,270.00	0.00	0.00	0.00	0.00%
050 - FAMILY PROTECTION FEE ACCT	1,920.00	510.00	0.00	0.00	0.00	0.00	0.00%
051 - Court Facility Fund	0.00	4,651.60	6,903.20	0.00	0.00	0.00	0.00%
052 - LAW LIBRARY FUND	-2,511.00	2,709.30	10,042.60	0.00	0.00	0.00	0.00%
054 - COURTHOUSE DOME FUND	-35,397.19	0.00	0.00	0.00	0.00	0.00	0.00%
055 - HISTORICAL COMMISSION	73.13	10.11	-3,947.51	0.00	0.00	0.00	0.00%
056 - JP COURTHOUSE SECURITY	-2,951.06	-307.42	428.58	0.00	0.00	0.00	0.00%
057 - Specialty Court Account	1,223.00	2,191.00	1,577.00	0.00	0.00	0.00	0.00%
058 - Language Access Fund	0.00	697.74	1,035.48	0.00	0.00	0.00	0.00%
061 - ANNEX SINKING FUND	40,772.35	33,371.06	-252,269.48	0.00	0.00	0.00	0.00%
070 - F-M RIGHT OF WAY FUND	9,749.12	10,632.95	13,496.78	0.00	0.00	0.00	0.00%
075 - 3-4 RD. OPERATING FUND	-488,525.21	0.07	0.34	0.00	0.00	0.00	0.00%
081 - CONSTABLE 1 LEOSE FUND	257.52	-1,282.57	564.76	0.00	0.00	0.00	0.00%

Budget Comparison Report

Fund	FY 2021 Total Activity	FY 2022 Total Activity	FY 2023 YTD Activity Through Aug	Comparison 1		Comparison 1	
				Parent Budget	Budget	to Parent Budget	%
082 - CONSTABLE 2 LEOSE FUND	377.52	-328.35	209.76	0.00	0.00	0.00	0.00%
083 - SO LEOSE FUND	2,121.51	741.83	-1,935.64	0.00	0.00	0.00	0.00%
084 - DA LEOSE FUND	615.98	546.58	564.76	0.00	0.00	0.00	0.00%
085 - COUNTY CLERK ARCHIVE FUND	71,245.22	41,369.23	59,436.72	0.00	0.00	0.00	0.00%
086 - DIST CLERK ARCHIVE FUND	387.13	-3,094.61	765.79	0.00	0.00	0.00	0.00%
087 - CO CLERK TECH FUND	197.00	108.77	312.21	0.00	0.00	0.00	0.00%
089 - DIST CLERK TECH FUND	2,538.39	-335.87	646.81	0.00	0.00	0.00	0.00%
090 - JP TECHNOLOGY FUND	-8,662.56	-8,590.17	-3,133.21	0.00	0.00	0.00	0.00%
091 - OPIOID ABATEMENT FUND	0.00	0.00	12,658.31	0.00	0.00	0.00	0.00%
092 - STATE FEES	-1,466.08	-265.88	-12,841.34	0.00	0.00	0.00	0.00%
093 - GRANT FUNDS	322,368.88	-277,644.66	-32,067.59	0.00	0.00	0.00	0.00%
094 - PCT 1 FEMA ACCT	4,440.74	-286,037.61	0.00	0.00	0.00	0.00	0.00%
095 - PCT 2 FEMA ACCT	0.02	-0.01	0.00	0.00	0.00	0.00	0.00%
096 - PCT 3 FEMA ACCT	0.00	0.00	0.00	0.00	0.00	0.00	0.00%
098 - FISCAL RECOVERY FUNDS	1,924,753.21	1,545,207.00	-1,249,305.51	0.00	0.00	0.00	0.00%
Report Total:	3,580,862.67	1,588,530.20	2,990,612.68	0.00	0.00	0.00	0.00%

2023 Tax Rate Calculation Worksheet

Taxing Units Other Than School Districts or Water Districts

Form 50-856

Montague County

(940) 894-2563

Taxing Unit Name

Phone (area code and number)

PO Box 8, Montague, TX, 76251

<http://www.co.montague.tx.us>

Taxing Unit's Address, City, State, ZIP Code

Taxing Unit's Website Address

GENERAL INFORMATION: Tax Code Section 26.04(c) requires an officer or employee designated by the governing body to calculate the no-new-revenue (NNR) tax rate and voter-approval tax rate for the taxing unit. These tax rates are expressed in dollars per \$100 of taxable value calculated. The calculation process starts after the chief appraiser delivers to the taxing unit the certified appraisal roll and the estimated values of properties under protest. The designated officer or employee shall certify that the officer or employee has accurately calculated the tax rates and used values shown for the certified appraisal roll or certified estimate. The officer or employee submits the rates to the governing body by Aug. 7 or as soon thereafter as practicable.

School districts do not use this form, but instead use Comptroller Form 50-859 *Tax Rate Calculation Worksheet, School District without Chapter 313 Agreements* or Comptroller Form 50-884 *Tax Rate Calculation Worksheet, School District with Chapter 313 Agreements*.

Water districts as defined under Water Code Section 49.001(1) do not use this form, but instead use Comptroller Form 50-858 *Water District Voter-Approval Tax Rate Worksheet for Low Tax Rate and Developing Districts* or Comptroller Form 50-860 *Developed Water District Voter-Approval Tax Rate Worksheet*.

The Comptroller's office provides this worksheet to assist taxing units in determining tax rates. The information provided in this worksheet is offered as technical assistance and not legal advice. Taxing units should consult legal counsel for interpretations of law regarding tax rate preparation and adoption.

SECTION 1: No-New-Revenue Tax Rate

The NNR tax rate enables the public to evaluate the relationship between taxes for the prior year and for the current year based on a tax rate that would produce the same amount of taxes (no new taxes) if applied to the same properties that are taxed in both years. When appraisal values increase, the NNR tax rate should decrease.

The NNR tax rate for a county is the sum of the NNR tax rates calculated for each type of tax the county levies.

While uncommon, it is possible for a taxing unit to provide an exemption for only maintenance and operations taxes. In this case, the taxing unit will need to calculate the NNR tax rate separately for the maintenance and operations tax and the debt tax, then add the two components together.

Line	No-New-Revenue Tax Rate Worksheet	Amount	Rate
1.	2022 total taxable value. Enter the amount of 2022 taxable value on the 2022 tax roll today. Include any adjustments since last year's certification; exclude Tax Code Section 25.25(d) one-fourth and one-third over-appraisal corrections from these adjustments. Exclude any property value subject to an appeal under Chapter 42 as of July 25 (will add undisputed value in Line 6). This total includes the taxable value of homesteads with tax ceilings (will deduct in Line 2) and the captured value for tax increment financing (adjustment is made by deducting TIF taxes, as reflected in Line 17). ¹	\$ 2,456,401,869	
2.	2022 tax ceilings. Counties, cities and junior college districts. Enter 2022 total taxable value of homesteads with tax ceilings. These include the homesteads of homeowners age 65 or older or disabled. Other taxing units enter 0. If your taxing unit adopted the tax ceiling provision in 2022 or a prior year for homeowners age 65 or older or disabled, use this step. ²	\$ 308,498,095	
3.	Preliminary 2022 adjusted taxable value. Subtract Line 2 from Line 1.	\$ 2,147,903,774	
4.	2022 total adopted tax rate.	\$ 0.5036	/ \$100
5.	2022 Taxable Value lost because court appeals of ARB decisions reduced 2021 appraised Value.		
	A. Original 2022 ARB values:.....	\$ 50,000	
	B. 2022 values resulting from final court decisions:.....	-\$ 150	
	C. 2022 value loss. Subtract B from A. ³	\$ 49,850	
6.	2022 taxable value subject to an appeal under Chapter 42, as of July 25.		
	A. 2022 ARB certified value:.....	\$ 677,777	
	B. 2022 disputed value:.....	-\$ 3,000	
	C. 2022 undisputed value. Subtract B from A. ⁴	\$ 674,777	
7.	2022 Chapter 42 related adjusted values. Add Line 5C and Line 6C.	\$ 724,627	

¹ Tex. Tax Code § 26.012(14)

² Tex. Tax Code § 26.012(14)

³ Tex. Tax Code § 26.012(13)

⁴ Tex. Tax Code § 26.012(13)

Line	No. New Revenue Tax Rate Worksheet	Amount/Rate
8.	2022 taxable value, adjusted for actual and potential court-ordered adjustments. Add Line 3 and Line 7.	\$ <u>2,148,628,401</u>
9.	2022 taxable value of property in territory the taxing unit deannexed after Jan. 1, 2022. Enter the 2021 value of property in deannexed territory. ⁵	\$ _____ <u>0</u>
10.	2022 taxable value lost because property first qualified for an exemption in 2023. If the taxing unit increased an original exemption, use the difference between the original exempted amount and the increased exempted amount. Do not include value lost due to freeport, goods-in-transit, temporary disaster exemptions. Note that lowering the amount or percentage of an existing exemption in 2023 does not create a new exemption or reduce taxable value. A. Absolute exemptions. Use 2022 market value:..... \$ <u>71,758</u> B. Partial exemptions. 2023 exemption amount or 2023 percentage exemption times 2022 value:..... + \$ <u>19,835,400</u> C. Value loss. Add A and B. ⁶	\$ <u>19,907,158</u>
11.	2022 taxable value lost because property first qualified for agricultural appraisal (1-d or 1-d-1), timber appraisal, recreational/scenic appraisal or public access airport special appraisal in 2023. Use only properties that qualified in 2023 for the first time; do not use properties that qualified in 2022. A. 2022 market value: \$ <u>8,108,180</u> B. 2023 productivity or special appraised value: - \$ <u>72,180</u> C. Value loss. Subtract B from A. ⁷	\$ <u>8,036,000</u>
12.	Total adjustments for lost value. Add Lines 9, 10C and 11C.	\$ <u>27,943,158</u>
13.	2022 captured value of property in a TIF. Enter the total value of 2022 captured appraised value of property taxable by a taxing unit in a tax increment financing zone for which 2022 taxes were deposited into the tax increment fund. ⁸ If the taxing unit has no captured appraised value in line 18D, enter 0.	\$ _____ <u>0</u>
14.	2022 total value. Subtract Line 12 and Line 13 from Line 8.	\$ <u>2,120,685,243</u>
15.	Adjusted 2022 total levy. Multiply Line 4 by Line 14 and divide by \$100.	\$ <u>10,679,770</u>
16.	Taxes refunded for years preceding tax year 2022. Enter the amount of taxes refunded by the taxing unit for tax years preceding tax year 2022. Types of refunds include court decisions, Tax Code Section 25.25(b) and (c) corrections and Tax Code Section 31.11 payment errors. Do not include refunds for tax year 2022. This line applies only to tax years preceding tax year 2022. ⁹	\$ _____ <u>8,880</u>
17.	Adjusted 2022 levy with refunds and TIF adjustment. Add Lines 15 and 16. ¹⁰	\$ <u>10,688,650</u>
18.	Total 2023 taxable value on the 2023 certified appraisal roll today. This value includes only certified values or certified estimate of values and includes the total taxable value of homesteads with tax ceilings (will deduct in Line 20). These homesteads include homeowners age 65 or older or disabled. ¹¹ A. Certified values: \$ <u>2,637,185,756</u> B. Counties: Include railroad rolling stock values certified by the Comptroller's office:..... + \$ <u>15,389,871</u> C. Pollution control and energy storage system exemption: Deduct the value of property exempted for the current tax year for the first time as pollution control or energy storage system property:..... - \$ <u>2,070</u> D. Tax increment financing: Deduct the 2023 captured appraised value of property taxable by a taxing unit in a tax increment financing zone for which the 2023 taxes will be deposited into the tax increment fund. Do not include any new property value that will be included in Line 23 below. ¹² - \$ _____ <u>0</u> E. Total 2023 value. Add A and B, then subtract C and D.	\$ <u>2,652,573,557</u>

⁵ Tex. Tax Code § 26.012(15)

⁶ Tex. Tax Code § 26.012(15)

⁷ Tex. Tax Code § 26.012(15)

⁸ Tex. Tax Code § 26.03(c)

⁹ Tex. Tax Code § 26.012(13)

¹⁰ Tex. Tax Code § 26.012(13)

¹¹ Tex. Tax Code § 26.012, 26.04(c-2)

¹² Tex. Tax Code § 26.03(c)

Line	No-New-Revenue Tax Rate Worksheet	Amount / Rate
19.	Total value of properties under protest or not included on certified appraisal roll. ¹³	
A.	2023 taxable value of properties under protest. The chief appraiser certifies a list of properties still under ARB protest. The list shows the appraisal district's value and the taxpayer's claimed value, if any, or an estimate of the value if the taxpayer wins. For each of the properties under protest, use the lowest of these values. Enter the total value under protest. ¹⁴	\$ <u>0</u>
B.	2023 value of properties not under protest or included on certified appraisal roll. The chief appraiser gives taxing units a list of those taxable properties that the chief appraiser knows about but are not included in the appraisal roll certification. These properties also are not on the list of properties that are still under protest. On this list of properties, the chief appraiser includes the market value, appraised value and exemptions for the preceding year and a reasonable estimate of the market value, appraised value and exemptions for the current year. Use the lower market, appraised or taxable value (as appropriate). Enter the total value of property not on the certified roll. ¹⁵	+ \$ <u>0</u>
C.	Total value under protest or not certified. Add A and B.	\$ <u>0</u>
20.	2023 tax ceilings. Counties, cities and junior colleges enter 2023 total taxable value of homesteads with tax ceilings. These include the homesteads of homeowners age 65 or older or disabled. Other taxing units enter 0. If your taxing unit adopted the tax ceiling provision in 2022 or a prior year for homeowners age 65 or older or disabled, use this step. ¹⁶	\$ <u>356,240,108</u>
21.	2023 total taxable value. Add Lines 18E and 19C. Subtract Line 20. ¹⁷	\$ <u>2,296,333,449</u>
22.	Total 2023 taxable value of properties in territory annexed after Jan. 1, 2022. Include both real and personal property. Enter the 2023 value of property in territory annexed. ¹⁸	\$ <u>0</u>
23.	Total 2023 taxable value of new improvements and new personal property located in new improvements. New means the item was not on the appraisal roll in 2022. An improvement is a building, structure, fixture or fence erected on or affixed to land. New additions to existing improvements may be included if the appraised value can be determined. New personal property in a new improvement must have been brought into the taxing unit after Jan. 1, 2022 and be located in a new improvement. New improvements do include property on which a tax abatement agreement has expired for 2023. ¹⁹	\$ <u>71,311,513</u>
24.	Total adjustments to the 2023 taxable value. Add Lines 22 and 23.	\$ <u>71,311,513</u>
25.	Adjusted 2023 taxable value. Subtract Line 24 from Line 21.	\$ <u>2,225,021,936</u>
26.	2023 NNR tax rate. Divide Line 17 by Line 25 and multiply by \$100. ²⁰	\$ <u>0.4803</u> /\$100
27.	COUNTIES ONLY. Add together the NNR tax rates for each type of tax the county levies. The total is the 2023 county NNR tax rate. ²¹	\$ <u>0.4803</u> /\$100

SECTION 2: Voter-Approval Tax Rate

The voter-approval tax rate is the highest tax rate that a taxing unit may adopt without holding an election to seek voter approval of the rate. The voter-approval tax rate is split into two separate rates:

- Maintenance and Operations (M&O) Tax Rate:** The M&O portion is the tax rate that is needed to raise the same amount of taxes that the taxing unit levied in the prior year plus the applicable percentage allowed by law. This rate accounts for such things as salaries, utilities and day-to-day operations.
- Debt Rate:** The debt rate includes the debt service necessary to pay the taxing unit's debt payments in the coming year. This rate accounts for principal and interest on bonds and other debt secured by property tax revenue.

The voter-approval tax rate for a county is the sum of the voter-approval tax rates calculated for each type of tax the county levies. In most cases the voter-approval tax rate exceeds the no-new-revenue tax rate, but occasionally decreases in a taxing unit's debt service will cause the NNR tax rate to be higher than the voter-approval tax rate.

Line	Voter-Approval Tax Rate Worksheet	Amount / Rate
28.	2022 M&O tax rate. Enter the 2022 M&O tax rate.	\$ <u>0.5018</u> /\$100
29.	2022 taxable value, adjusted for actual and potential court-ordered adjustments. Enter the amount in Line 8 of the <i>No-New-Revenue Tax Rate Worksheet</i> .	\$ <u>2,148,628,401</u>

¹³ Tex. Tax Code § 26.01(c) and (d)

¹⁴ Tex. Tax Code § 26.01(c)

¹⁵ Tex. Tax Code § 26.01(d)

¹⁶ Tex. Tax Code § 26.012(6)(B)

¹⁷ Tex. Tax Code § 26.012(6)

¹⁸ Tex. Tax Code § 26.012(17)

¹⁹ Tex. Tax Code § 26.012(17)

²⁰ Tex. Tax Code § 26.04(c)

²¹ Tex. Tax Code § 26.04(d)

Line	Voter Approval Tax Rate Worksheet	Amount/Rate
30.	Total 2022 M&O levy. Multiply Line 28 by Line 29 and divide by \$100	\$ <u>10,781,817</u>
31.	Adjusted 2022 levy for calculating NNR M&O rate.	
	A. M&O taxes refunded for years preceding tax year 2022. Enter the amount of M&O taxes refunded in the preceding year for taxes before that year. Types of refunds include court decisions, Tax Code Section 25.25(b) and (c) corrections and Tax Code Section 31.11 payment errors. Do not include refunds for tax year 2022. This line applies only to tax years preceding tax year 2022. + \$ <u>8,880</u>	
	B. 2022 taxes in TIF. Enter the amount of taxes paid into the tax increment fund for a reinvestment zone as agreed by the taxing unit. If the taxing unit has no 2023 captured appraised value in Line 18D, enter 0. - \$ <u>0</u>	
	C. 2022 transferred function. If discontinuing all of a department, function or activity and transferring it to another taxing unit by written contract, enter the amount spent by the taxing unit discontinuing the function in the 12 months preceding the month of this calculation. If the taxing unit did not operate this function for this 12-month period, use the amount spent in the last full fiscal year in which the taxing unit operated the function. The taxing unit discontinuing the function will subtract this amount in D below. The taxing unit receiving the function will add this amount in D below. Other taxing units enter 0. +/- \$ <u>0</u>	
	D. 2022 M&O levy adjustments. Subtract B from A. For taxing unit with C, subtract if discontinuing function and add if receiving function. \$ <u>8,880</u>	
	E. Add Line 30 to 31D.	\$ <u>10,790,697</u>
32.	Adjusted 2023 taxable value. Enter the amount in Line 25 of the <i>No-New-Revenue Tax Rate Worksheet</i> .	\$ <u>2,225,021,936</u>
33.	2023 NNR M&O rate (unadjusted). Divide Line 31E by Line 32 and multiply by \$100.	\$ <u>0.4849</u> /\$100
34.	Rate adjustment for state criminal justice mandate. ²³ If not applicable or less than zero, enter 0.	
	A. 2023 state criminal justice mandate. Enter the amount spent by a county in the previous 12 months providing for the maintenance and operation cost of keeping inmates in county-paid facilities after they have been sentenced. Do not include any state reimbursement received by the county for the same purpose. \$ <u>0</u>	
	B. 2022 state criminal justice mandate. Enter the amount spent by a county in the 12 months prior to the previous 12 months providing for the maintenance and operation cost of keeping inmates in county-paid facilities after they have been sentenced. Do not include any state reimbursement received by the county for the same purpose. Enter zero if this is the first time the mandate applies. - \$ <u>0</u>	
	C. Subtract B from A and divide by Line 32 and multiply by \$100. \$ <u>0.0000</u> /\$100	
	D. Enter the rate calculated in C. If not applicable, enter 0.	\$ <u>0.0000</u> /\$100
35.	Rate adjustment for indigent health care expenditures. ²⁴ If not applicable or less than zero, enter 0.	
	A. 2023 indigent health care expenditures. Enter the amount paid by a taxing unit providing for the maintenance and operation cost of providing indigent health care for the period beginning on July 1, 2022 and ending on June 30, 2023, less any state assistance received for the same purpose. \$ <u>19,785</u>	
	B. 2022 indigent health care expenditures. Enter the amount paid by a taxing unit providing for the maintenance and operation cost of providing indigent health care for the period beginning on July 1, 2021 and ending on June 30, 2022, less any state assistance received for the same purpose. - \$ <u>73,511</u>	
	C. Subtract B from A and divide by Line 32 and multiply by \$100. \$ <u>0.0000</u> /\$100	
	D. Enter the rate calculated in C. If not applicable, enter 0.	\$ <u>0.0000</u> /\$100

²² [Reserved for expansion]

²³ Tex. Tax Code § 26.044

²⁴ Tex. Tax Code § 26.0441

Line	Voter-Approval Tax Rate Worksheet	Amount/Rate
36.	<p>Rate adjustment for county indigent defense compensation. ²⁵ If not applicable or less than zero, enter 0.</p> <p>A. 2023 indigent defense compensation expenditures. Enter the amount paid by a county to provide appointed counsel for indigent individuals and fund the operations of a public defender's office under Article 26.044, Code of Criminal Procedure for the period beginning on July 1, 2022 and ending on June 30, 2023, less any state grants received by the county for the same purpose.....</p> <p>B. 2022 indigent defense compensation expenditures. Enter the amount paid by a county to provide appointed counsel for indigent individuals and fund the operations of a public defender's office under Article 26.044, Code of Criminal Procedure for the period beginning on July 1, 2021 and ending on June 30, 2022, less any state grants received by the county for the same purpose.....</p> <p>C. Subtract B from A and divide by Line 32 and multiply by \$100.....</p> <p>D. Multiply B by 0.05 and divide by Line 32 and multiply by \$100.....</p> <p>E. Enter the lesser of C and D. If not applicable, enter 0.</p>	<p>\$ <u>53,671</u></p> <p>\$ <u>76,613</u></p> <p>\$ <u>0.0000</u> /\$100</p> <p>\$ <u>0.0001</u> /\$100</p> <p>\$ <u>0.0000</u> /\$100</p>
37.	<p>Rate adjustment for county hospital expenditures. ²⁶ If not applicable or less than zero, enter 0.</p> <p>A. 2023 eligible county hospital expenditures. Enter the amount paid by the county or municipality to maintain and operate an eligible county hospital for the period beginning on July 1, 2022 and ending on June 30, 2023.</p> <p>B. 2022 eligible county hospital expenditures. Enter the amount paid by the county or municipality to maintain and operate an eligible county hospital for the period beginning on July 1, 2021 and ending on June 30, 2022.</p> <p>C. Subtract B from A and divide by Line 32 and multiply by \$100.....</p> <p>D. Multiply B by 0.08 and divide by Line 32 and multiply by \$100.....</p> <p>E. Enter the lesser of C and D, if applicable. If not applicable, enter 0.</p>	<p>\$ <u>0</u></p> <p>\$ <u>0</u></p> <p>\$ <u>0.0000</u> /\$100</p> <p>\$ <u>0.0000</u> /\$100</p> <p>\$ <u>0.0000</u> /\$100</p>
38.	<p>Rate adjustment for defunding municipality. This adjustment only applies to a municipality that is considered to be a defunding municipality for the current tax year under Chapter 109, Local Government Code. Chapter 109, Local Government Code only applies to municipalities with a population of more than 250,000 and includes a written determination by the Office of the Governor. See Tax Code Section 26.0444 for more information.</p> <p>A. Amount appropriated for public safety in 2022. Enter the amount of money appropriated for public safety in the budget adopted by the municipality for the preceding fiscal year</p> <p>B. Expenditures for public safety in 2022. Enter the amount of money spent by the municipality for public safety during the preceding fiscal year</p> <p>C. Subtract B from A and divide by Line 32 and multiply by \$100</p> <p>D. Enter the rate calculated in C. If not applicable, enter 0.</p>	<p>\$ <u>0</u></p> <p>\$ <u>0</u></p> <p>\$ <u>0.0000</u> /\$100</p> <p>\$ <u>0.0000</u> /\$100</p>
39.	<p>Adjusted 2023 NNR M&O rate. Add Lines 33, 34D, 35D, 36E, and 37E. Subtract Line 38D.</p>	<p>\$ <u>0.4849</u> /\$100</p>
40.	<p>Adjustment for 2022 sales tax specifically to reduce property taxes. Cities, counties and hospital districts that collected and spent additional sales tax on M&O expenses in 2022 should complete this line. These entities will deduct the sales tax gain rate for 2023 in Section 3. Other taxing units, enter zero.</p> <p>A. Enter the amount of additional sales tax collected and spent on M&O expenses in 2022, if any. Counties must exclude any amount that was spent for economic development grants from the amount of sales tax spent</p> <p>B. Divide Line 40A by Line 32 and multiply by \$100</p> <p>C. Add Line 40B to Line 39.</p>	<p>\$ <u>0</u></p> <p>\$ <u>0.0000</u> /\$100</p> <p>\$ <u>0.4849</u> /\$100</p>
41.	<p>2023 voter-approval M&O rate. Enter the rate as calculated by the appropriate scenario below.</p> <p>Special Taxing Unit. If the taxing unit qualifies as a special taxing unit, multiply Line 40C by 1.08.</p> <p>- or -</p> <p>Other Taxing Unit. If the taxing unit does not qualify as a special taxing unit, multiply Line 40C by 1.035.</p>	<p>\$ <u>0.5018</u> /\$100</p>

²⁵ Tex. Tax Code §26.0442
²⁶ Tex. Tax Code §26.0443

Line	Voter Approval Tax Rate Worksheet	Amount/Rate
D41.	<p>Disaster Line 41 (D41): 2023 voter-approval M&O rate for taxing unit affected by disaster declaration. If the taxing unit is located in an area declared a disaster area and at least one person is granted an exemption under Tax Code Section 11.35 for property located in the taxing unit, the governing body may direct the person calculating the voter-approval tax rate to calculate in the manner provided for a special taxing unit. The taxing unit shall continue to calculate the voter-approval tax rate in this manner until the earlier of</p> <p>1) the first year in which total taxable value on the certified appraisal roll exceeds the total taxable value of the tax year in which the disaster occurred, or</p> <p>2) the third tax year after the tax year in which the disaster occurred</p> <p>If the taxing unit qualifies under this scenario, multiply Line 40C by 1.08.²⁷ If the taxing unit does not qualify, do not complete Disaster Line 41 (Line D41).</p>	\$ _____ /\$100
42.	<p>Total 2023 debt to be paid with property taxes and additional sales tax revenue. Debt means the interest and principal that will be paid on debts that:</p> <p>(1) are paid by property taxes,</p> <p>(2) are secured by property taxes,</p> <p>(3) are scheduled for payment over a period longer than one year, and</p> <p>(4) are not classified in the taxing unit's budget as M&O expenses.</p> <p>A. Debt also includes contractual payments to other taxing units that have incurred debts on behalf of this taxing unit, if those debts meet the four conditions above. Include only amounts that will be paid from property tax revenue. Do not include appraisal district budget payments. If the governing body of a taxing unit authorized or agreed to authorize a bond, warrant, certificate of obligation, or other evidence of indebtedness on or after Sept. 1, 2022, verify if it meets the amended definition of debt before including it here.²⁸</p> <p>Enter debt amount \$ <u> 0</u></p> <p>B. Subtract unencumbered fund amount used to reduce total debt. - \$ <u> 0</u></p> <p>C. Subtract certified amount spent from sales tax to reduce debt (enter zero if none) - \$ <u> 0</u></p> <p>D. Subtract amount paid from other resources - \$ <u> 0</u></p> <p>E. Adjusted debt. Subtract B, C and D from A.</p>	\$ <u> 0</u>
43.	Certified 2022 excess debt collections. Enter the amount certified by the collector. ²⁹	\$ <u> 0</u>
44.	Adjusted 2023 debt. Subtract Line 43 from Line 42E.	\$ <u> 0</u>
45.	<p>2023 anticipated collection rate.</p> <p>A. Enter the 2023 anticipated collection rate certified by the collector.³⁰ <u> 98.00</u> %</p> <p>B. Enter the 2022 actual collection rate. <u> 96.25</u> %</p> <p>C. Enter the 2021 actual collection rate. <u> 96.79</u> %</p> <p>D. Enter the 2020 actual collection rate. <u> 97.39</u> %</p> <p>E. If the anticipated collection rate in A is lower than actual collection rates in B, C and D, enter the lowest collection rate from B, C and D. If the anticipated rate in A is higher than at least one of the rates in the prior three years, enter the rate from A. Note that the rate can be greater than 100%.³¹</p>	<u> 98.00</u> %
46.	2023 debt adjusted for collections. Divide Line 44 by Line 45E.	\$ <u> 0</u>
47.	2023 total taxable value. Enter the amount on Line 21 of the <i>No-New-Revenue Tax Rate Worksheet</i> .	\$ <u>2,296,333,449</u>
48.	2023 debt rate. Divide Line 46 by Line 47 and multiply by \$100.	\$ <u>0.0000</u> /\$100
49.	2023 voter-approval tax rate. Add Lines 41 and 48.	\$ <u>0.5018</u> /\$100
D49.	<p>Disaster Line 49 (D49): 2023 voter-approval tax rate for taxing unit affected by disaster declaration. Complete this line if the taxing unit calculated the voter-approval tax rate in the manner provided for a special taxing unit on Line D41. Add Line D41 and 48.</p>	\$ _____ /\$100

²⁷ Tex. Tax Code § 26.042(a)
²⁸ Tex. Tax Code § 26.012(7)
²⁹ Tex. Tax Code § 26.012(10) and 26.04(b)
³⁰ Tex. Tax Code § 26.04(b)
³¹ Tex. Tax Code §§ 26.04(h), (h-1) and (h-2)

Line	Voter Approval Tax Rate Worksheet	Amount/Rate
50.	COUNTIES ONLY. Add together the voter-approval tax rates for each type of tax the county levies. The total is the 2023 county voter-approval tax rate.	\$ 0.5018 /\$100

SECTION 3: NNR Tax Rate and Voter-Approval Tax Rate Adjustments for Additional Sales Tax to Reduce Property Taxes Not Applicable

Cities, counties and hospital districts may levy a sales tax specifically to reduce property taxes. Local voters by election must approve imposing or abolishing the additional sales tax. If approved, the taxing unit must reduce its NNR and voter-approval tax rates to offset the expected sales tax revenue.

This section should only be completed by a county, city or hospital district that is required to adjust its NNR tax rate and/or voter-approval tax rate because it adopted the additional sales tax.

Line	Additional Sales and Use Tax Worksheet	Amount/Rate
51.	Taxable Sales. For taxing units that adopted the sales tax in November 2022 or May 2023, enter the Comptroller's estimate of taxable sales for the previous four quarters. ³² Estimates of taxable sales may be obtained through the Comptroller's Allocation Historical Summary webpage. Taxing units that adopted the sales tax before November 2022, enter 0.	\$ _____
52.	Estimated sales tax revenue. Counties exclude any amount that is or will be spent for economic development grants from the amount of estimated sales tax revenue. ³³ Taxing units that adopted the sales tax in November 2022 or in May 2023. Multiply the amount on Line 51 by the sales tax rate (.01, .005 or .0025, as applicable) and multiply the result by .95. ³⁴ - or - Taxing units that adopted the sales tax before November 2022. Enter the sales tax revenue for the previous four quarters. Do not multiply by .95.	\$ _____
53.	2023 total taxable value. Enter the amount from Line 21 of the <i>No-New-Revenue Tax Rate Worksheet</i> .	\$ _____
54.	Sales tax adjustment rate. Divide Line 52 by Line 53 and multiply by \$100.	\$ _____ /\$100
55.	2023 NNR tax rate, unadjusted for sales tax. ³⁵ Enter the rate from Line 26 or 27, as applicable, on the <i>No-New-Revenue Tax Rate Worksheet</i> .	\$ _____ /\$100
56.	2023 NNR tax rate, adjusted for sales tax. Taxing units that adopted the sales tax in November 2022 or in May 2023. Subtract Line 54 from Line 55. Skip to Line 57 if you adopted the additional sales tax before November 2022.	\$ _____ /\$100
57.	2023 voter-approval tax rate, unadjusted for sales tax. ³⁶ Enter the rate from Line 49, Line D49 (disaster) or Line 50 (counties) as applicable, of the <i>Voter-Approval Tax Rate Worksheet</i> .	\$ _____ /\$100
58.	2023 voter-approval tax rate, adjusted for sales tax. Subtract Line 54 from Line 57.	\$ _____ /\$100

SECTION 4: Voter-Approval Tax Rate Adjustment for Pollution Control Not Applicable

A taxing unit may raise its rate for M&O funds used to pay for a facility, device or method for the control of air, water or land pollution. This includes any land, structure, building, installation, excavation, machinery, equipment or device that is used, constructed, acquired or installed wholly or partly to meet or exceed pollution control requirements. The taxing unit's expenses are those necessary to meet the requirements of a permit issued by the Texas Commission on Environmental Quality (TCEQ). The taxing unit must provide the tax assessor with a copy of the TCEQ letter of determination that states the portion of the cost of the installation for pollution control.

This section should only be completed by a taxing unit that uses M&O funds to pay for a facility, device or method for the control of air, water or land pollution.

Line	Voter-Approval Rate Adjustment for Pollution Control Requirements Worksheet	Amount/Rate
59.	Certified expenses from the Texas Commission on Environmental Quality (TCEQ). Enter the amount certified in the determination letter from TCEQ. ³⁷ The taxing unit shall provide its tax assessor-collector with a copy of the letter. ³⁸	\$ _____
60.	2023 total taxable value. Enter the amount from Line 21 of the <i>No-New-Revenue Tax Rate Worksheet</i> .	\$ _____
61.	Additional rate for pollution control. Divide Line 59 by Line 60 and multiply by \$100.	\$ _____ /\$100
62.	2023 voter-approval tax rate, adjusted for pollution control. Add Line 61 to one of the following lines (as applicable): Line 49, Line D49 (disaster), Line 50 (counties) or Line 58 (taxing units with the additional sales tax).	\$ _____ /\$100

³² Tex. Tax Code § 26.041(d)

³³ Tex. Tax Code § 26.041(i)

³⁴ Tex. Tax Code § 26.041(d)

³⁵ Tex. Tax Code § 26.04(c)

³⁶ Tex. Tax Code § 26.04(c)

³⁷ Tex. Tax Code § 26.045(d)

³⁸ Tex. Tax Code § 26.045(i)

SECTION 5: Voter-Approval Tax Rate Adjustment for Unused Increment Rate

The unused increment rate is the rate equal to the difference between the adopted tax rate and voter-approval tax rate adjusted to remove the unused increment rate for the prior three years.³⁹ In a year where a taxing unit adopts a rate by applying any portion of the unused increment rate, the portion of the unused increment rate must be backed out of the calculation for that year.

The difference between the adopted tax rate and adjusted voter-approval tax rate is considered zero in the following scenarios:

- a tax year before 2020;⁴⁰
- a tax year in which the municipality is a defunding municipality, as defined by Tax Code Section 26.0501(a);⁴¹ or
- after Jan. 1, 2022, a tax year in which the comptroller determines that the county implemented a budget reduction or reallocation described by Local Government Code Section 120.002(a) without the required voter approval.⁴²

Individual components can be negative, but the overall rate would be the greater of zero or the calculated rate.

This section should only be completed by a taxing unit that does not meet the definition of a special taxing unit.⁴³

Line	Unused Increment Rate Worksheet	Amount/Rate
63.	Year 3 component. Subtract the 2022 actual tax rate and the 2022 unused increment rate from the 2022 voter-approval tax rate.	
A.	Voter-approval tax rate \$ <u>0.4802</u> / _{\$100} As applicable: Line 49, Line 50 (counties), Line 58 (taxing units with the additional sales tax) or Line 62 (taxing units with pollution control)	
B.	Unused increment rate (Line 66) \$ <u>0.0233</u> / _{\$100}	
C.	Subtract B from A \$ <u>0.4569</u> / _{\$100}	
D.	Adopted Tax Rate \$ <u>0.5036</u> / _{\$100}	
E.	Subtract D from C \$ <u>-0.0466</u> / _{\$100}	
64.	Year 2 component. Subtract the 2021 actual tax rate and the 2021 unused increment rate from the 2021 voter-approval tax rate.	
A.	Voter-approval tax rate \$ <u>0.5657</u> / _{\$100} As applicable: Line 49, Line 50 (counties), Line 58 (taxing units with the additional sales tax) or Line 62 (taxing units with pollution control)	
B.	Unused increment rate (Line 66) \$ <u>0.0016</u> / _{\$100}	
C.	Subtract B from A \$ <u>0.5641</u> / _{\$100}	
D.	Adopted Tax Rate \$ <u>0.5641</u> / _{\$100}	
E.	Subtract D from C \$ <u>0.0000</u> / _{\$100}	
65.	Year 1 component. Subtract the 2020 actual tax rate and the 2020 unused increment rate from the 2020 voter-approval tax rate.	
A.	Voter-approval tax rate \$ <u>0.5858</u> / _{\$100} As applicable: Line 47, Line 50 (counties), Line 56 (taxing units with the additional sales tax) or Line 60 (taxing units with pollution control)	
B.	Unused increment rate \$ <u>0.0217</u> / _{\$100}	
C.	Subtract B from A \$ <u>0.5641</u> / _{\$100}	
D.	Adopted Tax Rate \$ <u>0.5641</u> / _{\$100}	
E.	Subtract D from C \$ <u>0.0000</u> / _{\$100}	
66.	2023 unused increment rate. Add Lines 63E, 64E and 65E.	\$ <u>0.0000</u> / _{\$100}
67.	Total 2023 voter-approval tax rate, including the unused increment rate. Add Line 66 to one of the following lines (as applicable): Line 49, Line D49 (disaster), Line 50 (counties), Line 58 (taxing units with the additional sales tax) or Line 62 (taxing units with pollution control).	\$ <u>0.5018</u> / _{\$100}

³⁹ Tex. Tax Code §26.013(a)
⁴⁰ Tex. Tax Code §26.013(c)
⁴¹ Tex. Tax Code §§26.0501(a) and (c)
⁴² Tex. Local Gov't Code §120.007(d), effective Jan. 1, 2022
⁴³ Tex. Tax Code §26.063(a)(1)
⁴⁴ Tex. Tax Code §26.012(8-a)
⁴⁵ Tex. Tax Code §26.063(a)(1)

SECTION 6: De Minimis Rate

The de minimis rate is the rate equal to the sum of the no-new-revenue maintenance and operations rate, the rate that will raise \$500,000, and the current debt rate for a taxing unit.⁴⁴ This section should only be completed by a taxing unit that is a municipality of less than 30,000 or a taxing unit that does not meet the definition of a special taxing unit.⁴⁵

Line	De Minimis Rate Worksheet	Amount/Rate
68.	Adjusted 2023 NNR M&O tax rate. Enter the rate from Line 39 of the <i>Voter-Approval Tax Rate Worksheet</i>	\$ <u>0.4849</u> /\$100
69.	2023 total taxable value. Enter the amount on Line 21 of the <i>No-New-Revenue Tax Rate Worksheet</i> .	\$ <u>2,296,333,449</u>
70.	Rate necessary to impose \$500,000 in taxes. Divide \$500,000 by Line 69 and multiply by \$100.	\$ <u>0.0217</u> /\$100
71.	2023 debt rate. Enter the rate from Line 48 of the <i>Voter-Approval Tax Rate Worksheet</i> .	\$ <u>0.0000</u> /\$100
72.	De minimis rate. Add Lines 68, 70 and 71.	\$ <u>0.5066</u> /\$100

SECTION 7: Voter-Approval Tax Rate Adjustment for Emergency Revenue Rate

Not Applicable

In the tax year after the end of the disaster calculation time period detailed in Tax Code Section 26.042(a), a taxing unit that calculated its voter-approval tax rate in the manner provided for a special taxing unit due to a disaster must calculate its emergency revenue rate and reduce its voter-approval tax rate for that year.⁴⁶

Similarly, if a taxing unit adopted a tax rate that exceeded its voter-approval tax rate, calculated normally, without holding an election to respond to a disaster, as allowed by Tax Code Section 26.042(d), in the prior year, it must also reduce its voter-approval tax rate for the current tax year.⁴⁷

This section will apply to a taxing unit other than a special taxing unit that:

- directed the designated officer or employee to calculate the voter-approval tax rate of the taxing unit in the manner provided for a special taxing unit in the prior year; and
- the current year is the first tax year in which the total taxable value of property taxable by the taxing unit as shown on the appraisal roll for the taxing unit submitted by the assessor for the taxing unit to the governing body exceeds the total taxable value of property taxable by the taxing unit on January 1 of the tax year in which the disaster occurred or the disaster occurred four years ago. This section will apply to a taxing unit in a disaster area that adopted a tax rate greater than its voter-approval tax rate without holding an election in the prior year.

Note: This section does not apply if a taxing unit is continuing to calculate its voter-approval tax rate in the manner provided for a special taxing unit because it is still within the disaster calculation time period detailed in Tax Code Section 26.042(a) because it has not met the conditions in Tax Code Section 26.042(a)(1) or (2).

Line	Emergency Revenue Rate Worksheet	Amount/Rate
73.	2022 adopted tax rate. Enter the rate in Line 4 of the <i>No-New-Revenue Tax Rate Worksheet</i> .	\$ _____/\$100
74.	Adjusted 2022 voter-approval tax rate. Use the taxing unit's Tax Rate Calculation Worksheets from the prior year(s) to complete this line. If a disaster occurred in 2022 and the taxing unit calculated its 2022 voter-approval tax rate using a multiplier of 1.08 on Disaster Line 41 (D41) of the 2022 worksheet due to a disaster, complete the applicable sections or lines of Form 50-856-a, <i>Adjusted Voter-Approval Tax Rate for Taxing Units in Disaster Area Calculation Worksheet</i> . - or - If a disaster occurred prior to 2022 for which the taxing unit continued to calculate its voter-approval tax rate using a multiplier of 1.08 on Disaster Line 41 (D41) in 2022, complete the separate <i>Adjusted Voter-Approval Tax Rate for Taxing Units in Disaster Area Calculation Worksheet</i> to recalculate the voter-approval tax rate the taxing unit would have calculated in 2022 if it had generated revenue based on an adopted tax rate using a multiplier of 1.035 in the year(s) following the disaster. ⁴⁸ Enter the final adjusted 2022 voter-approval tax rate from the worksheet. - or - If the taxing unit adopted a tax rate above the 2022 voter-approval tax rate without calculating a disaster tax rate or holding an election due to a disaster, no recalculation is necessary. Enter the voter-approval tax rate from the prior year's worksheet.	\$ _____/\$100
75.	Increase in 2022 tax rate due to disaster. Subtract Line 74 from Line 73.	\$ _____/\$100
76.	Adjusted 2022 taxable value. Enter the amount in Line 14 of the <i>No-New-Revenue Tax Rate Worksheet</i> .	\$ _____
77.	Emergency revenue. Multiply Line 75 by Line 76 and divide by \$100.	\$ _____
78.	Adjusted 2023 taxable value. Enter the amount in Line 25 of the <i>No-New-Revenue Tax Rate Worksheet</i> .	\$ _____
79.	Emergency revenue rate. Divide Line 77 by Line 78 and multiply by \$100. ⁴⁹	\$ _____/\$100

⁴⁶ Tex. Tax Code §26.042(b)

⁴⁷ Tex. Tax Code §26.042(f)

⁴⁸ Tex. Tax Code §26.042(c)

⁴⁹ Tex. Tax Code §26.042(b)

Line	Emergency Revenue Rate Worksheet	Amount/Rate
80.	2023 voter-approval tax rate, adjusted for emergency revenue. Subtract Line 79 from one of the following lines (as applicable): Line 49, Line D49 (disaster), Line 50 (counties), Line 58 (taxing units with the additional sales tax), Line 62 (taxing units with pollution control) or Line 67 (taxing units with the unused increment rate).	\$ _____ /\$100

SECTION 8: Total Tax Rate

Indicate the applicable total tax rates as calculated above.

No-new-revenue tax rate. \$ 0.4803 /\$100

As applicable, enter the 2023 NNR tax rate from: Line 26, Line 27 (counties), or Line 56 (adjusted for sales tax).
 Indicate the line number used: 27

Voter-approval tax rate. \$ 0.5018 /\$100

As applicable, enter the 2023 voter-approval tax rate from: Line 49, Line D49 (disaster), Line 50 (counties), Line 58 (adjusted for sales tax), Line 62 (adjusted for pollution control), Line 67 (adjusted for unused increment), or Line 80 (adjusted for emergency revenue).
 Indicate the line number used: 67

De minimis rate. \$ 0.5066 /\$100

If applicable, enter the 2022 de minimis rate from Line 72.

SECTION 9: Taxing Unit Representative Name and Signature

Enter the name of the person preparing the tax rate as authorized by the governing body of the taxing unit. By signing below, you certify that you are the designated officer or employee of the taxing unit and have accurately calculated the tax rates using values that are the same as the values shown in the taxing unit's certified appraisal roll or certified estimate of taxable value, in accordance with requirements in the Tax Code.⁵⁰

print here ▶ Kathy Phillips
 Printed Name of Taxing Unit Representative

sign here ▶ *Kathy Phillips*
 Taxing Unit Representative

07/25/2023
 Date

⁵⁰ Tex. Tax Code §§26.04(c-2) and (d-2)